

WIN! VACUUM CLEANERS, A SHOWER, FRIDGE FREEZERS, A PIZZA OVEN, BATHROOM MAKEOVERS

www.yourhomemagazine.co.uk

# Your Home

HUNDREDS OF GREAT-VALUE IDEAS FOR EVERY ROOM

AUGUST 2015

ONLY  
**£1.99**

CONSERVATORY  
& GARDEN ROOM  
MAKEOVERS

All under  
**£5k**

How to...

- \* Create a tropical scheme
- \* Give your home kerb appeal
- \* Fit internal wooden doors

586 savvy  
style ideas  
& FAB HIGH  
STREET BUYS

from just £1.30



Pretty craft projects  
for alfresco parties



Delicious recipes for the  
best summer BBQ ever



Gorgeous decorating  
schemes you'll love



WIN!  
**£9,580**  
WORTH OF  
PRIZES

All the design advice you need

- ✓ Smart ways to revamp your rented home
- ✓ Clever solutions for compact kitchens
- ✓ Hard-working storage for every room
- ✓ Find your dream waterside property





VICTORIAN  
PLUMBING.co.uk



UP TO  
**60% OFF**

FREE DELIVERY ON ORDERS OVER £500\*

JOIN IN ON ONE OF OUR SOCIAL MEDIA CHANNELS



CALL US: 0800 862 0878 [WWW.VICTORIANPLUMBING.CO.UK](http://WWW.VICTORIANPLUMBING.CO.UK)

TRUSTPILOT 

91% TRUSTSCORE

HIGHEST TRUST SCORE  
OF ANY BATHROOM RETAILER





# Welcome

August is the perfect month for getting to grips with decorating and gardening jobs before the days get cooler and the nights draw in. In this issue we meet TV garden designer David Domoney to discover his **expert tips for creating a gorgeous front garden** that will cheer you up every time you come home, and will **give your home extra kerb appeal** too – very handy if you're thinking of putting your home on the property market.



Garden designer David Domoney shares his expert advice for creating a front garden with kerb appeal on page 114.

However, if you rent your home,

we know how hard it can be to put your stamp on it when you're not allowed to redecorate. So, on page 36, we've got some **great ideas for making a rental look beautiful** without upsetting your landlord. Whether you rent or own your own property, many of us have **compact kitchens** which come with their own challenges. So on page 48 we've come up with some **smart solutions for making the most of every inch of space**. Talking of which, on page 40



Stylist Jo Rigg loves turning trash into treasure. Check out her clever tea chest upcycling project on page 62.

## Go digital...

Download our app version for your mobile, tablet or PC and you can take *Your Home* with you on the go. See page 86.



we've found some **fantastic furniture** that not only looks great but has **hard-working storage** built in to keep your home looking **streamlined and clutter-free**. But August isn't just about tackling those must-do jobs around

the home and garden, it's also the ideal time to **enjoy spending time alfresco with family and friends**. So this month we've got a selection of **mouth-watering BBQ recipes** for you to try (p.100), as well as some really **pretty craft projects** to make your summer garden parties extra special

(p.60). Enjoy the sunshine!

*Anna-Lisa*

## Follow us

- [www.yourhomemagazine.co.uk](http://www.yourhomemagazine.co.uk)
- [facebook.com/yourhomemag](https://www.facebook.com/yourhomemag)
- [@Your\\_Home](https://www.instagram.com/yourhomemagazine)
- [pinterest.com/yourhomemag](https://www.pinterest.com/yourhomemag)

**Burda International**

**Editor-in-Chief** Anna-Lisa De'Ath **Associate Editor** Lisa Hibberd **Deputy Editor** Lara Berry **Lifestyle Editor** Laura Higgins  
**Craft Editor** Sophie Holt **Staff Writer** Kate Harding **Editorial Assistant** Laura McLeish **Multimedia Assistant** Sophie Prescott  
**Designers** Jo Higgs, Amanda Botragyi **Advertising Manager** Simon Daniel **Senior Sales Executive** Chris West **Classified Sales**  
**Executive** Rachael Ling **Production Manager** Reg French **Marketing and Circulation** Rachel Taylor **Back issues** Hilary King **Financial Controller** Lesley Shard  
**Managing Director** Luke Patten

Contact *Your Home* at Hubert Burda Media UK, The Tower, Phoenix Square, Colchester, Essex CO4 9HU. Tel: 01206 851117; Fax: 01206 849078  
 Subscriptions Tel: 01778 392478; Editorial email: [yourhome@burdamagazines.co.uk](mailto:yourhome@burdamagazines.co.uk) Advertising Sales Tel: 01206 851117; Classified Sales  
 Tel: 01206 851117

**Burda International Italy** Mariolina Siclari, T. +39 02 91 32 34 66 [mariolina.siclari@burda.com](mailto:mariolina.siclari@burda.com)

**Burda Community Network Germany** Vanessa Noetzel T. +49 89 9250 3532 [vanessa.noetzel@burda.com](mailto:vanessa.noetzel@burda.com), Michael Neuwirth T. +49 89 9250 3629  
[michael.neuwirth@burda.com](mailto:michael.neuwirth@burda.com) **Austria/Switzerland** Goran Vukota T. +41 44 810 21 46 [goran.vukota@burda.com](mailto:goran.vukota@burda.com) **France/Luxembourg** Marion Badolle-Feick  
 T. +33 1 72 71 25 24 [marion.badolle-feick@burda.com](mailto:marion.badolle-feick@burda.com) **USA/Canada/Mexico** Salvatore Zammuto T. +1 212 884 48 24 [salvatore.zammuto@burda.com](mailto:salvatore.zammuto@burda.com)

Prices and availability were checked at time of going to press, but we cannot be held responsible for any changes. No part of *Your Home* may be reproduced or used in any form or by any means either wholly or in part, without the prior permission of the publisher. The publisher, editors and authors accept no responsibility in respect of any products, goods or services that may be advertised or referred to in this issue or for any errors, omissions, misstatements or mistakes in any such advertisements or references. We can't guarantee that colours reproduced will be an accurate representation due to the printing process. Neither the Editor nor publishing company accept responsibility for any material submitted, whether photographic or otherwise. Competition rules apply to all competitions/giveaways in *Your Home*. Employees of Hubert Burda Media UK and associated companies are not eligible. There is no cash alternative to prizes. Should the prize become unavailable *Your Home* has the right to offer an alternative prize. The Editor's decision is final and no correspondence will be entered into. *Your Home* is distributed by Marketforce Tel: (020) 3148 3300.






# Contents



**21** Feel totally tropical



**100** Ideas for alfresco dining



**43** Check out our pick of stylish storage to organise your home



**6** Great garden party buys



**80** Liz and her husband have designed and built their perfect family home

## August at home Pg 5

- 5 This month we love** Our favourite things to buy, see and do in August
- 13 Household hints** Follow our helpful tips and see our best buys this month
- 17 Consumer news** We focus on home and travel insurance to cover you for natural disasters, plus this month's latest news

## Decorating Pg 19

- 20 Trend alert: Totally tropical** Wake up your décor with zesty brights and California kitsch
- 36 Rental revamps** Put your stamp on a property, even when you're renting
- 40 Choose hardworking storage for every room** We've selected some stylish solutions to make your space work harder

## Makeovers Pg 24

- 24 It's a great place to entertain** Louise and Joseph have updated their conservatory into a vibrant space
- 28 I've created a year round garden room** Discover how Rebecca has made the most of an unused space at the bottom of her garden
- 32 Our dated conservatory is now a fresh, pretty garden room** Kath and Douglas gave their old conservatory a much needed update

## Kitchens & bathrooms Pg 45

- 46 It's now light, bright and double the size** Christine updated her lean-to kitchen with a stunning replacement
- 48 Make the most of a compact kitchen** Take a look at our small space solutions to suit every budget

- 52 We swapped a cloakroom for an elegant en suite** Elaine used clever choices to bring natural light into her problem bathroom
- 56 Achieve a classic look in your bathroom** Give your space a touch of traditional style with these great ideas

## Reader homes Pg 73

- 74 Our house is full of childhood memories** Claire drew inspiration from nature when she renovated her family's cottage
- 80 The whole of our house is filled with light** Liz and Padraig created a home with stunning views
- 88 We have an artisan cottage renovated with love** It was a dream come true for Gaynor to buy her seaside cottage

Have you **missed an issue?**  
Call **01206 851117** to order backcopies



**PLUS!**  
12-PAGE  
PULL-OUT  
GUIDE

## Make it easy! Pg 59

Our practical guide is full of easy step-by-step projects to help you learn new skills



Get ready for a party  
our pretty ideas



Remodel  
an old tea  
chest into  
charming  
storage



Sit back in  
style with  
a DIY deckchair

## Plus, check out...

- 66 Girls' guide to DIY** We look at how to fit an interior door
- 68 Ask the experts** We answer your DIY and maintenance questions
- 70 August checklist** Essential tasks for your to-do list this month

- 92 I love mixing patterns, textures and colours** Steph turned a dated Victorian terrace into a beautiful family home bursting with colour

## Food & Entertaining Pg 99

- 100 Sun, sangria and salsa** Take your party into the garden with these fabulous barbecue recipes

## Home Improvement Pg 105

- 106 Make waves and move to a waterside home** We have everything you need to know about buying a property by the water
- 111 Property know-how with George Clarke** This month George looks at being inspired by architecture you see on your holidays

## Gardening

Pg 113

- 114 Create a stunning first impression** Ensure that your front garden is up to scratch with our expert advice

## Don't miss out!

- 9 Your letters** We take a look at some of your news, views and photographs
- 55 Win!** Two lucky readers will win a bathroom makeover courtesy of Bathroomtakeaway.co.uk
- 86 Subscribe to Your Home** Make sure you never miss an issue by taking out a subscription this month
- 118 Giveaways** This month's fantastic prizes include a Whirlpool fridge freezer and a Sebo vacuum cleaner
- 120 Shopping guide** Find out where to buy everything in this issue
- 128 Eco news** Discover the latest ideas and top buys for a greener lifestyle

# **BORDERFIELDS**

naturally better

**Half the saturated  
fat of olive oil.**

**Game over, olive oil.**

The rapeseed revolution has kicked off in Britain's kitchens. Make the switch from olive oil to cold pressed rapeseed oil and cut your saturated fat intake by half.

Follow thousands of health conscious food lovers and join the rapeseed revolution with Borderfields - it's naturally better.



**NEW!!**

Try our tasty infusions range-  
now available online at  
[www.amazon.co.uk](http://www.amazon.co.uk)



**WWW.BORDERFIELDS.CO.UK**

Available nationally at Sainsbury's, Asda and Morrisons and selected Tesco and Aldi stores.





## A great day out

If you haven't yet made plans for the bank holiday weekend then the Newlyn Fish Festival on 31st August is the perfect excuse to get some sea air. Taking place at one of Britain's largest fishing ports, the festival was initially founded in 1991 to help raise money for The Fisherman's Mission and now welcomes thousands of visitors each year. As well as lots of fish, you can expect cooking demonstrations from top chefs, live music and family-friendly activities. The popular Great Cornish Fish Off competition will be back too to put competitors' imagination and cookery skills to the test. Tickets cost £5 and under 16s go free. For more information visit [www.newlynfishfestival.org.uk](http://www.newlynfishfestival.org.uk)

## Lighting the way

We love nothing more than lighting our favourite candles at the end of a long day and these ones from Swanky Maison may just make it to our top spot. Made from 100% natural soya that's hand-poured into used wine and champagne bottles, the candles are inspired by popular tipples such as Prosecco, Merlot and gin and tonic, making them the perfect alternative gift for wine lovers.



Prosecco candle, £16.99, Swanky Maison

# This month *we love...*

Make the most of August with the best things to do, see and buy this month For stockists see page 120

## Hidden Gem: The Apple Tree Gift Shop and Teahouse

If your idea of a good day out involves shopping and cake in equal measures, head to the quaint village of Ockbrook in Derbyshire where you'll find The Apple Tree Gift Shop and Teahouse. Owner Lucy set up the shop in 2012 after having her two little girls and since then it's gone from strength to strength. The tea room's afternoon teas, light lunches and delectable home-made cakes are all served on vintage china donated by visitors to the shop and are so popular that it's recommended to book a table. The gift shop is the perfect place to find everything from hand-finished cards to unique homewares and unusual gifts, a lot of which are made in Britain too. Visit the shop at 6 Flood Street, Ockbrook, Derby, Derbyshire, DE72 3RF.





## GREAT IDEAS FOR...

### Carnival fever

This month sees the return of the vibrant Notting Hill carnival from 30th-31st August. Create your own carnival with these fun party must-haves

▼ Guests will love these cool watermelon napkins



Watermelon slice napkins, £2.99 for 20, Ginger Ray

▼ Keep the party going after dark with this solar-powered lantern



Bright blue solar power lantern, £6, Tesco

▼ Set the party scene by hanging this fruity bunting



Tropical fiesta pineapple bunting, £8.50, Talking Tables



► Cook up a storm on this cute but practical barbecue

Bucket barbecue, £19.50, M&S

► Make home-made cocktails even more special with these kitsch umbrellas

Hawaiian cocktail parasols, £4.50 for 12, Pipii



### Puppy love

Gift giant *Notonthehighstreet.com* has teamed up with Battersea Dogs & Cats Home to help raise money for the London-based charity; meaning there's even more of an excuse to treat your furry friends to something special. The year-long partnership will see *Notonthehighstreet.com* sponsor the charity's rehoming packs that each new Battersea pet owner receives, as well as put together a special collection of pet accessories, from which 5% of all sales will go to Battersea. Visit [www.notonthehighstreet.com/battersea](http://www.notonthehighstreet.com/battersea) to check out Hugo (above) and the rest of the Battersea pets' top picks.



### Sew in style

If you use your sewing machine to whip up projects on a regular basis, it's only right that you should treat yourself to one that not only works well, but looks great too. We've fallen in love with this Liberty sewing machine that joins the popular Liberty Flowers collection of home accessories. Covered in the delicate Theodora print, this machine will make working on your crafty projects even more of a pleasure.



Liberty Flowers Theodora print sewing machine, £195, Liberty

### Flying the nest

Treat any feathered visitors to your garden to a stylish new bird box that will not only make a comfortable place for them to nest but will add bags of charm to your outside space. Wyevale Garden Centres have introduced these adorable designs to their range of garden accessories, so whether you're a country bumpkin or a fan of the seaside, you'll be wanting to get your hands on one of these.



Beach hut nest box, £19.99; country cottage nest box, £19.99, both Wyevale Garden Centres





**Leave your home  
in Yale's safe hands  
this summer.**



**Yale.co.uk**



**MY**  
FURNITURE

Affordable luxury for your home...



Sexton  
Sofa  
£349.99

Pascale  
Light  
£27.99

Tretton  
Table  
£109.99

Sexton  
Armchair  
£189.99



Aurelia  
Bedside  
£149.99



Eames  
Style  
£35.99



Burnell  
£249.99



Bruno  
Light  
£129.99

Mirrored Furniture   Living Room   Lighting   Dining Room  
Bathroom   Beds & Bedroom   Accessories   Retro

Save £££'s  
on High St.  
prices!

To request your free FABULOUS brochure and discover our affordable luxury call on 0800 092 1636 or visit us online

✓ TRUSTPILOT FREE MAINLAND UK DELIVERY!  
★★★★★ Over 90% of all our orders are delivered next day!

**www.my-furniture.co.uk**



GET IN TOUCH

# Your letters

We answer your questions and discover what you've been up to this month...

## Style on a shoestring

**Q** As a house-proud bachelor, I have been an avid follower of *Your Home*. Unfortunately I have recently been made redundant, but rather than dwell on this, I have been finishing lots of DIY jobs around the house that I had put off for the last two years. The 50 thrifty revamps for under £50 feature in the February issue really inspired me to revamp my bedside drawers. Using black wood-effect Fablon for the drawers, decorative craft tapes and a set of funky alphabet knobs from M&S, I created something unique and rather fabulous. I'm really pleased with how they turned out and I'm now scanning my home for the next project.

Michael Lynn, Peterborough




**A** *Your Home* says We loved putting together this feature and it's great to hear that it inspired you, Michael. You've done a great job with these drawers – do make sure you send in photographs of any of your other projects as we'd love to see them.

## Toy story

**Q** After moving house and the birth of our second child last November, I decided it was time to create some better storage for all the toys that we'd accumulated. Getting inspiration from my *Your Home* subscription and Pinterest, I had a great time putting together this playroom for my two boys. I can't wait to decorate the next room now using all the ideas I have from your fantastic magazine. Thanks and keep up the good work!

Jenn Fuller, via email



stylish storage, toys don't have to take over your home.

**A** *Your Home* says What a transformation! We love the wallpaper and the wicker drawers you've gone for. You've shown that with a bit of

## Getting butterflies

**Q** After reading the butterfly cushion Sew Simple project in your May issue, I thought you might like to see my adaptation. I make bags in my spare time and the article gave me lots of inspiration to create this butterfly design. I already had some butterfly fabric, so I teamed it with this blue felt and then added handles and beads to finish it off. I'm really pleased with the finished result and will keep reading *Your Home* for more crafty ideas.

Karen Nelson, Sheffield

**A** *Your Home* says What a great idea Karen. We love that you've taken the appliqué butterflies from our cushion project to add an extra element to your bag. Hopefully you'll love this month's craft projects just as much.



## YOUR HOME NEEDS YOU!

We love to hear what you've been up to, so send us your letters, tips and photos and you could win up to £120 of WallpaperDirect vouchers.



Laura  
Editorial Assistant

## LETTER OF THE MONTH

I loved your cat draught excluder in the November 2014 edition and, while I've been recuperating from an operation, I decided to dust off my sewing machine and create my own version. I've gone for an owl theme throughout the house and therefore attempted to make the draught excluder with owls instead of cats. I had fun finding a mixture of fabrics, trims and buttons for the finishing touches and added claws and made a branch for them to sit on. The owls have amused my friends and family and I hope they make the *Your Home* team smile too!

Coral Hillier, via email

**Your Home** says We love your take on this project, Coral. Owls continue to be really popular in home décor and we're sure you'll be getting lots of orders from friends and family! The branch is a lovely touch too.



Coral's letter won £120 of WallpaperDirect vouchers. Send us your views, thoughts and ideas and you could be next month's winner.

## Get online

Tweet us your pictures and comments @your\_home or like our Facebook page  
www.facebook.com/yourhomemag

Feature Laura McLeish

SEND YOUR TIPS, PHOTOS AND LETTERS TO:  
Letters Editor, Your Home, Hubert Burda Media UK,  
The Tower, Phoenix Square, Colchester, Essex CO4 9HU  
or email [yourhome@burdamagazines.co.uk](mailto:yourhome@burdamagazines.co.uk)

● Letters may have to be edited. We apologise but photos cannot be returned



Our Letter of the Month will win £120 of WallpaperDirect vouchers, plus every letter printed will receive a £20 WallpaperDirect voucher to be spent online.  
Call 01323 430886 or visit [www.wallpaperdirect.com](http://www.wallpaperdirect.com)

wallpaperdirect





Designed and made by Howdens.  
Supplied and fitted by your local builder.

Kitchen featured is Burford White





Howdens Joinery is the UK's largest manufacturer and supplier of fitted kitchens, appliances and joinery products. We understand what it takes to make a great looking kitchen, and importantly one that works every time, every day. That's why we only sell our products directly to professional trades people like your local builder.

Our products are from stock in each of our 600 depots throughout the UK, and in each depot trained designers are on hand to design your kitchen and support you and your builder throughout.

Visit [www.howdens.com](http://www.howdens.com) to see our full range of kitchens and joinery products, or call 0800 6888 167 to request a brochure.



BY APPOINTMENT TO  
HER MAJESTY THE QUEEN  
SUPPLIER OF FITTED KITCHENS  
HOWDENS JOINERY LTD  
LONDON



**HOWDENS**  
JOINERY CO.

MAKING SPACE MORE VALUABLE



# Swan *Vintage*

designed for life

*Taste of the 50s*



## Sleek Style. Vintage Charm.

Introducing the retro styled range of beautiful large and small appliances from Swan. Available in a host of colours including sky blue, red, traditional cream, black, lime green, vibrant orange and award winning 'On Trend' (Scarlet Opus, 2015) vintage green.

Create a style statement with appliances in the same colour for maximum impact or mix complementary colours together for a more subtle effect.

Available from **very.co.uk**, **Littlewoods** and **AO.com**







Keep your home running smoothly  
this summer...

## HOW TO... freshen up bedding

- ✓ Air your bedding everyday, opening the window for at least 20 minutes when you get up and folding back the duvets or sheets, and try to wash bed linen once a week, twice in the summer months if possible. Take a look at the care label and wash at the highest temperature it allows. If whites are looking grey then you could be using insufficient detergent, either because the load size is too large or you live in a hard water area. Drying white sheets out in the sun, or storing them in a warm airing cupboard, can cause them to yellow so try to dry them in the shade.
- ✓ Duvets should be washed at least once a year to rid them of dirt and dust. You may need a trip to the launderette as most domestic machines won't be large enough. Dry in a tumble dryer, along with a couple of tennis balls (enclosed in clean white socks to prevent colour transfer). Pillows should be washed more often, unless you use pillow protectors which should be washed once a month. Again, dry pillows in a tumble dryer with the tennis balls.
- ✓ While all of the bedding is being cleaned, spot clean the mattress. Make sure you save this for a warm day so you can open the windows to allow the mattress to dry fully. Never over saturate the area you are working on as it will take ages to dry, and always use cool water as hot water could set the stain. Create a paste with salt, bicarbonate of soda and cool water and rub it into the affected area. Leave for 30 minutes, remove the excess then allow to dry. Always make sure the mattress is completely dry before replacing the bedding – a hair dryer is useful if you're in a hurry.



## Laura's choice

'Fill your home with the hazy scents of summer with the new Out of Africa candle collection from Yankee Candle. My favourites are Kilimanjaro Stars, with cool mint and earthy patchouli, and Serengeti Sunset, a blend of fruit, citrus, lotus flower and amber.'



Out of Africa large jar, £21.99; medium jar, £18.99; small jar, £8.99, all Yankee Candle

## Q&A

Can you recommend a sharpener that will sharpen knives as well as kitchen scissors?

*Multi Sharp from AnySharp is a new multi tool sharpener that can sharpen knives at one end, straight and serrated, and one sided blades, such as scissors, at the other end, making it an essential for home and garden, keeping your cutting, chopping, trimming and digging tools super sharp, thanks to the tungsten carbide technology.*

Multi Sharp, £12.49, AnySharp





# What to look out for **THIS MONTH**



◀ Reminiscent of long summer days, this cow parsley design from Premier Housewares is perfect for keeping on display when entertaining this summer, plus there's a range of co-ordinating table and kitchenware available.

**Premier Housewares Cow Parsley apron, £13.49; tea towels, £13.49 for three, available from Amazon**

▼ Hand painted in Kashmir, these colanders are pretty enough to keep on display in the kitchen or for taking straight to the dining table.

**Hand painted colander, £20 each, Berry Red**



▲ Make hanging out the washing less of a chore with one of these kitsch peg bags, made from classic Liberty print cotton.

**Flowers of Liberty Theodora peg bag; Betsy peg bag, £24.95 each, both Liberty**

## Great buy

For barista-style drinks at the touch of a button, coffee-lovers will enjoy using the Lavazza A Modo Mio Fantasia, with its 36 settings to experiment with. It has hot and cold serve functions, perfect for this summer's iced coffees, three froth settings, adjustable heights for different cup sizes, and an option to select your coffee during the pre-heating time, making your morning cup ready in super-quick time. The stylish machine is available in cream, red and black.

**A Modo Mio Fantasia, £169.99, John Lewis and [www.lavazzamodomio.co.uk](http://www.lavazzamodomio.co.uk)**



## We test... barbecue cleaning tools

We tried out a selection of barbecue cleaning tools, here's what we found...


### THINGS WE CONSIDERED

- Was it quick to use?
- Did it require much elbow grease?
- Did it remove burnt on grease?

#### OVEN MATE GRILL GREMLIN, £2.99, LAKELAND

This cleverly-shaped sponge scourer has ridges to help it fit easily around rack and grill bars, while the anti-scratch, woven silver coating is ideal for removing baked-on grime. The other side has a tough, flat pad to deal with stubborn grease stains and burnt-on food. It worked much better than a standard kitchen sponge on a grubby barbecue grill rack, and didn't require too much effort to get it clean.

7/10



#### BARBECUE CLEANING BRUSH, £5, JOHN LEWIS

This handy little tool has a scraper for burnt on grease, tough bristles, and a softer sponge for cleaning away fat. It was handy as it was ready to use on a warm grill, either after cooking or when heating up the grill next time. It required a bit of elbow grease as expected but worked well. Depending on how often you used this it wouldn't last too long due to the bristles and sponge becoming worn and misshapen.

8/10



#### BBQ PRIDE, £3.99, SUPERMARKETS NATIONWIDE

Fantastic for a deep clean, perhaps at the beginning, and the end of the barbecue season. Simply empty the contents of the bottle into the supplied plastic bag with the grill rack, following the packet instructions. Leave to soak before rinsing away the dirty residue. No scrubbing was required. This is great if you have a very dirty grill rack, but not really practical, or necessary, after every use of the barbecue.

9/10



#### T-BRUSH, FROM £9.99, WEBER

This hard-bristled brush easily scrubbed away burnt on grease from the grill. We simply heated the barbecue up before use to burn the grease left from the last use and then scrubbed it off with the brush. The bristles are super tough, and quite sharp, so really work hard at removing dirt, and will clearly last quite a long time, making it worth the price. The long handle made it safe and easy to use over the heat.

9/10







SUBURBAN  
LIVING

**SPECIAL  
OFFER**  
**20%**  
discount available for all Your Home readers until 30/09/15.  
Enter YH20AUG at the checkout.



Here at Suburban Living we are all about offering you choice of style for every room in your home from gentle elegance to bold statements, simple designs to quirky embellishments, we have a myriad of products to enhance your home.

This is Alchemy, fresh and fun, taking the shabby-chic look and updating it with vibrant new colours.

Visit [www.suburbanliving.co.uk](http://www.suburbanliving.co.uk) to see the full collection and to claim your discount





# Husky. Refrigeration with style.


Vintage Ivory shown. Also available in Radiant Red or Piano Black. Size (HxWxD): 840x550x550mm.

Love those great retro refrigerator lines,  
but stuck for space?

Husky Retro has all the style points you want, yet will slip under any standard worktop height.

You'll adore those clean, curved lines of the reversible door with its generous storage space. Inside you'll find tempered adjustable glass shelves with shimmering silver trim, salad drawer and chromed wine rack, all this plus an A+ energy rating.

To view the full range and order online today, visit [husky-retail.com](http://husky-retail.com)

Follow us on  

SAVE £50  
WAS ~~£475~~ **£425**  
ORDER ONLINE  
& QUOTE CODE  
**HSKYYHR08**

**HUSKY**

# Consumer NEWS

Stay on top of the latest issues and hot topics with our monthly round-up of news

## A colourless future?

Recent findings from a study commissioned by Dulux have warned that we could be heading for a future without colour, as it's gradually decreasing in many areas of our lives, including fashion, homes and interiors. The results also revealed that we associate different colours with certain decades. People loved sunshine yellow in the 60s, purple in the 70s and electric blue in the 80s. Looking ahead, when asked which colours are likely to be most prevalent in the future, many participants opted for silver, white and grey. Bring some colour into your life – visit [www.dulux.co.uk](http://www.dulux.co.uk) for inspiration.



Wall painted in Sunny Day matt emulsion from Travels in Colour range, £24.49 per 2.5L, Dulux MixLab

## Shed dwellers

Following on from the 2015 Shed of the Year competition, which ran earlier this year, Cuprinol, which sponsors the competition, has revealed results of a report into the habits of the nation's shed owners. While 'sheddie' will spend nearly a year of their lives in the shed, over 71% of Brits are hoarding useless items in theirs, and almost a third admit that it's so full of junk that they can't get through the door. Give your shed a new look with Cuprinol's range of products, which can treat, protect and add colour to your garden.



## Money matters



If you struggle to manage your money each month, it might be worth taking a look at [www.moneyadvice.org.uk](http://www.moneyadvice.org.uk). The Money Advice Service is set up by the Government, and offers plenty of free and impartial advice in all sorts of areas, including taking control of debt, benefits, saving and investing and budgeting. Why not log on now and give your finances a health check?

## Eye spy

A survey by George Home at Asda has revealed some of the competitive garden habits of our nation – including the fact that over 50% of us admit to spying on our neighbours' lawns, much like the classic TV character Hyacinth Bucket, or Bouquet! Almost a third have been jealous of a new garden purchase made by a neighbour, while a sneaky 24% have tried to sabotage the look of a neighbour's garden by offering bad advice. Participants were also asked who their favourite gardening guru is, and one of our favourites, Monty Don, claimed the number one spot on the list.

## Power up



If you have a mobile plan with EE, you may be interested to know that customers are now being offered a free EE Power Bar – a portable smartphone charger to ensure that you never run out of power when you're on the go. You can

pick up your free Power Bar in any EE store, after requesting a unique code via text. Once used to charge your device, you can then recharge the Power Bar at home, or, if you're out and about, swap it for a fully-charged replacement at any EE store nationwide. For more information visit [www.ee.co.uk](http://www.ee.co.uk).



# Consumer news... IN FOCUS

Make sure that you and your home are well-protected in the event of a natural disaster

**W**hen natural disaster strikes, there's little we can do but stand by and watch. To ensure your home, business or holiday are protected should the worst happen, it's essential to have the right policies in place. Natural disasters are defined as anything from floods and fires to hurricanes and volcanoes – but pollution, war and terrorism tend not to be covered.

## Protecting your home

**When you take out buildings insurance, which may be compulsory when getting a mortgage, you want to make sure your home is fully covered:**

- ✓ Buildings insurance covers the cost of rebuilding your home, any permanent structures within your home, the land you own and may even cover any outbuildings too.
- ✓ It will cover you for any damage to your home resulting from fire, lightning, flood and storms, smoke, damage from vehicles or falling trees and other unforeseen disasters.
- ✓ The policy could also cover frost damage to pipes, subsidence and accidental damage to permanent fixtures but check conditions before signing on the dotted line.
- ✓ If you feel you don't have enough cover, you can always upgrade the policy or take out additional cover.
- ✓ If you're lucky enough to be mortgage-free, you should still take out buildings (and contents) insurance, to ensure your property is protected for all eventualities.

### Q Can I claim compensation if my flight is cancelled due to a natural disaster?

*Hannah Williams, Exeter*

**A** If the airline has not given you any help, you can apply for a refund on any arrangements you have made from your insurer when you get home. Keep spending to a minimum and keep hold of all the receipts as proof of payment. It's not guaranteed that you will receive any cash back as some disasters are deemed as an 'act of God' and as such, won't be covered. If this is the case, you have every right to lodge a formal complaint – the provider must respond within eight weeks, after which the matter can be taken to the Financial Ombudsman Service.



## Stress-free holidays

**We all remember the air travel disruption after the 2010 Icelandic volcanic ash cloud but what should we do if something like this happens again?**

- ✓ Check what level of travel disruption cover is offered by your insurance policy before travelling or shop around if buying a new policy to make sure it includes cover for airspace closure. Look at the wording – if it says 'volcanic ash only', it may not cover other events.
- ✓ When claiming costs in the event of any disruption, your first call should be to the airline or tour operator.
- ✓ If you cancel a trip because of safety fears, it's unlikely that your insurance company or tour operator will refund you unless the FCO (Foreign and Commonwealth Office) advises against travel.
- ✓ You may be able to claim from your tour operator if you booked a package holiday.
- ✓ If you organise a holiday yourself, booking flights and hotels separately, you are classed as an independent traveller and won't have the same protection as a package tourist.
- ✓ Direct Travel Insurance offers Natural Disaster Travel Insurance from just £10.20 per trip. If you have to cancel your holiday, you can claim up to £6,000 per person. If you're stranded abroad, you can claim up to £2,000 per person to return home and if you're stuck on an international connection, receive up to £750 per person.

## Consumer rights

**For extra peace of mind, it's good to know what you are covered for when planning that summer holiday abroad:**

- According to the UK European Consumer Centre, if your flight is cancelled while flying from or to an airport within the UK or EU, you are entitled to a refund or rerouted flight. This is the responsibility of the airline, not your insurer.
- If a flight is rerouted or delayed, free meals, drinks and two free phone calls should be provided if there is a considerable wait between flights. If your wait is longer than 12 hours, you could be entitled to stay at a hotel.
- However, if the airline can prove that a flight was cancelled due to extraordinary circumstances, they are not required to issue compensation but a flight is still guaranteed.

## Useful contacts

- Find out more about Direct Travel Insurance's specialist policies at [www.direct-travel.co.uk](http://www.direct-travel.co.uk).
- Register to receive flood warnings in the UK at <https://fwd.environment-agency.gov.uk>.
- Locate a flood specialist insurance broker at [www.biba.org.uk](http://www.biba.org.uk).
- The National Flood Forum also provides independent advice on how to go about getting flood risk insurance at [www.nationalfloodforum.org.uk](http://www.nationalfloodforum.org.uk).

# Decorating

Embrace summer with our tips for a tropical scheme



Feature Laura McLeish Main image Very.co.uk



## Make your mark

Whether you're a seasoned upcycler or are having a go for the first time, we're sure you'll love the new stencils from painting guru Annie Sloan. The collection of 21 stencils has been launched to celebrate the 25th anniversary of the designer's famous Chalk Paint™ and can be used to create stylish, eye-catching patterns on walls, floors, furniture and even fabric. Mix and match different stencils for an eclectic look or repeat patterns to create a designer look that's been made with love.

A4 stencils, £6.99; A3 stencils, £14.99, both Annie Sloan



## Wish you were here...

If returning from your summer getaway has left you with a case of post-holiday blues, brighten up your living room with some holiday-inspired homeware. The high street is full of accessories that are sure to conjure up dreams of sun, sea and sand and you needn't break into next year's holiday fund to buy them. Our favourites include this postcard cushion from George Home and lighthouse-shaped doorstop from Joules that would make great additions to your bedroom or living room.

Lightwell door stop, £24.95, Joules. Retro postcard cushion, £8, George Home



## Trend: Orient express

This trend takes the classics of Oriental design – delicate, intricate prints and bold pops of colour – and freshens them up with a summer-friendly palette and unfussy furniture. Cerise pink is a great alternative to traditional red as it will make any delicate cherry blossom prints really stand out just as well, but feel free to pick an equally bright colour if pink isn't your thing. Off-white and cream-coloured furniture works as a plain but elegant background for any pops of colour and is a great investment as it won't date like some woods. When it comes to fabrics, silk and satin are an obvious choice, but keep their use limited to smaller items, such as cushions, to stop your scheme looking dated. Instead, mix it up with velvet, pompom trims and plush rugs.

## Reinvent your home

We all scour Pinterest, pinning and pining after pieces of furniture that are a lot more interesting than our bed or dining chairs. Well from now on we'll be turning to Furniture Hacks by Hester Van Overbeek, £14.99, CICO Books, to transform our everyday furniture into quirky, unique pieces that will add bags of character to any home. We love the sound of the bench made from two old chairs and the kitchen island made from an old chest of drawers and guarantee you'll never look at that boring bedside table in the same light again.

**We have five copies of Furniture Hacks to give away. To enter, send your name, address and contact details to Your Home August Furniture Hacks giveaway, HBM UK, The Tower, Phoenix Square, Colchester, CO4 9HU, before 31st August 2015.**

Reader treat



CHECK OUT OUR NEW DECORATING PAGES AT [WWW.YOURHOMEMAGAZINE.CO.UK](http://WWW.YOURHOMEMAGAZINE.CO.UK)



# TREND ALERT...

## Totally tropical

Wake up your décor with zesty brights and California kitsch



Perfect for the height of summer, this fun and vibrant tropical trend is bursting with colour, creating a relaxed holiday vibe. It gives a feeling of escapism and will inject cheerful, mood-lifting colours into your home.

This is a bold and confident scheme where zesty green, orange and yellow are combined with fuchsia pink, and azure and turquoise blues. Single out one hue if you prefer, and build upon this with different shades, or go

for a riot of colour, combining two or three different hues.

Keep the look balanced with plenty of light neutrals as your base – they will really make the bright colours you choose pop. Use these neutrals on large expanses, such as floors and larger pieces of furniture, then add the touches of colour with rugs, occasional furniture and soft furnishings.

White works well as a base, but do remember that it can look stark and clinical in our cold light, even during the summer months. Only use it in a room that gets lots of light all year round, otherwise pick an off-white with a warmer hint to it.

With a slightly 50s-era feel, kitsch prints and accessories are key to this look. Keep an eye out for tropical palm prints, pineapples and exotic birds, that will all add to that fun, summery feel.

*Laura*

Lifestyle Editor

Palm tree prints are a must for this look

Palm tree scene cushion, £8, Tesco Direct



Clockwise from top left: **Mosaica 224632 fabric**, £28 per m; **Olanda 234649 fabric**, £48 per m, both Papavera collection, Sanderson Home. **Pink Tint matt emulsion**, £41.62 per 5l, Ecos Paints. **Papavera Plains 244941 fabric**, £25 per m, Sanderson Home. **Cherry Ice matt emulsion**, £41.63 per 5l, Ecos Paints. **Impressive white planks laminate**, £19.99 per sq m, Quick-Step.





Choose one bold print and team it with a bold block of colour on the walls

Curtains: Paradise 120351, £56 per m; upholstery: Anoushka Plains Ivory 130033, £48 per m; wallpaper: Raya 111041, £42 per roll, all Amazilia collection at Harlequin



Team turquoise blue with a striking hot pink for an eye-catching scheme

Swirl glass vase, £7; Flamingo bed cushion, £5; Cockatoo bed cushion, £5; Cockatoo double bed set, £12; Pink bed throw, £20, all Prince's Trust at George Home

For a kitsch touch accessorise with flamingo prints

Tropical Flamingo cushion, £12, Very.co.uk

Make the most of the sun and create a cosy outdoor seating area by layering rugs, throws and cushions

Geometric cushion, £19.99; utensil pot, £3.99; large white pot, £3.99; small white pot, £2.99; large leaf faux plant, £49.99; large faux palm, £39.99; long white planter, £12.99; blue zig zag rug, £49.99; pink and cream cushion, £24.99; grey and pink Aztec throw, £24.99; zig zag black and white throw, £19.99; pastel dish, from £2.99; neon rug, £24.99, all HomeSense



Display your favourite holiday snaps in brightly coloured frames

Multi wall frame, £70, Oliver Bonas



## Expert advice

'I was inspired by an Americana 1950s summer, and using bright colours, bold tropical birds and pineapple prints I created 'Palm Springs'; a collection of textiles, home accessories, lighting and picnicware to brighten up the home inside and out. The flamingo and pineapple printed cushions will bring a hint of tropical paradise to any room. The traditional birdcage has been given a makeover with a bold shade of turquoise and when lit with a candle will add a hazy ambience.'

Deborah Ballinger, Prince's Trust designer for George Home







Combine coral and turquoise for an on-trend scheme

Pineapple candlestick, £17.50; Jasper side table, £249; Veneham glass matt, £19.50; Maxim martini glass, £15 for four; Whitley loveseat in Drinara weave, £799; Rib chenille knitted cushion, £25; Sun-kissed embroidered cushion, £25; Puerto table lamp, £49.50, all M&S

## Spend vs Save

Add a quirky touch with a bright pink flamingo



Resin flamingo, £30, House of Fraser

Flamingo candle holder, £18.50, Butterfly Home by Matthew Williamson at Debenhams

Clockwise from top: Anoushka Plains 130043 fabric, £48 per m, Harlequin. Seagrass Panama flooring, £14 per sq m, Sisal & Seagrass. Nalina 120331 fabric, £46 per m; Raya 111041 wallpaper, £42 per roll; Amazilia 120350 fabric, £56 per m, all Amazilia collection, Harlequin. White Lily matt emulsion, £41.62 per 5l, Ecos Paints.



Take your scheme into the garden with some tropical melamine tableware

Beach Shack melamine, from £10 for set of four square mini bowls, all Bhs





Wooden floors work well for this trend, but stay warm underfoot with some vibrantly coloured rugs

Fearne Cotton Luna rug, from £69, Very.co.uk

Brighten up meal times with multi-coloured chairs and tableware

Tinted pitcher, £4; blue birdcage lantern, £18; melamine mug, £2, melamine pasta bowl, £1.50; candle, £7; melamine plate, £1.30; collapsible cool bag, £8, all Prince's Trust at George Home

## Perfect pineapples

Add a fruity touch to your décor



Pineapple serveware, from £8, Linea Home at House of Fraser



Glitzy pineapple cushion, £25, M&S

For a more subdued scheme choose a combination of lush greens and soft neutrals

Concerto four-seater sofa in green, £1,198, DFS



Pile this yellow fruit bowl high with colourful tropical fruit

Wire metal fruit bowl, £15, M&S



Yellow pineapple candle, £12, Oliver Bonas



Pina lampshade by Rosa & Clara Design, from £45, Designers / Makers



Tumbler, £10; storage jar, £14; soap dispenser, £14, all Linea Home at House of Fraser



# CONSERVATORY MAKEOVER

Total Cost  
£1,328



Louise has added bags of personality to her glass conservatory with bright colours and mismatched patterns for a relaxed and welcoming atmosphere



# It's a great place to entertain

Louise Allan has given her conservatory a whole new lease of life

Louise Allan, 26, a professional nanny, was thrilled when she and boyfriend Joseph, 27, bought their first home together in Little Chalfont, Buckinghamshire, in early 2015. The two-bedroom cottage needed redecorating throughout but Louise was happy to put her own stamp on the house, making it her dream home. As the kitchen wasn't big enough for a table, it made sense to use the attached conservatory as a dining room. 'I love having people over so couldn't wait to entertain,' explains Louise. 'We wanted the conservatory to be a room that we could happily spend hours in, enjoying meals and chatting. However, it had black walls and the previous owners had dogs so the room was rather smelly too. It was a good size though, beautifully sunny and the blinds were in great condition, so although it would be a challenge I couldn't wait to get started!' smiles Louise.



Before

**STEP ONE** The first task was painting the black walls. They sanded them to remove the shine then began the job of changing the colour. 'The sanding made quite a mess and I had to clean the room thoroughly so the new paintwork didn't get contaminated with dark dust,' Louise explains. 'As Joseph is great at DIY, he knew that to cover the black effectively with a lighter colour it would take quite a few layers of paint. He began with a couple of coats of cheaper white emulsion, while I chose the topcoat. I wanted the walls to be light and bright but thought brilliant white would be too harsh. I bought tester pots of different off-whites to see exactly what they'd look like. I painted them onto pieces of paper taped to the wall so I could decide which I liked best. I settled on Sail White by Crown, which is crisp and contemporary without looking clinical. It took two topcoats over three base coats to completely cover the black – once that was done the room felt so much better.'

✦ Hand-painted crockery in a mix of colours and patterns from Dotcomgiftshop has relaxed, artisan style and presents an appetising breakfast



*Good idea!*

Unusual crockery adds immediate charm and individuality to a room scheme.

**STEP TWO** Next, the old lino was removed, which got rid of lingering pet odours, and Louise could start thinking about the new flooring. 'As there's no radiator in the room we knew under-floor heating would be a good idea to make the room practical for use all year round,' she explains. Access to the garden is through the conservatory too so the flooring needed to be hard-wearing and easy to keep clean, so Louise decided tiles would be the best choice. 'I went to lots of local tile shops and came home with one that I absolutely loved in the showroom. However when I put the tile in the conservatory it looked horrible – the colour was too pink and it was heavily textured – I didn't like it at all. I was so disappointed as it looked so different, but I learned from this and revisited the shops and found eight different sample tiles to choose from ranging in colour, size and style. We used a process of elimination and eventually ▢



✦ A framed tea towel in a humorous bird print brings Louise's accent yellow colour across to the one solid wall in the conservatory for a coherent look

✦ A printed cotton rug adds a contemporary twist that complements the cheerful yellow Tolix-style chairs from Tesco







### Good idea!

With so much glass, keep the small amount of walls in a conservatory painted a pale shade and add colour through accessories.

◁ chose a large rectangular tile with a mottled finish in a pale beige colour that would tone well with the walls and keep the room bright. Luckily, a friend of ours is a tiler and he laid the floor for us in a lovely brick pattern – it's gorgeous!

**STEP THREE** Louise bought a large mango wood table that seats six comfortably, and added personality with metal café-style chairs in three colours. 'I loved the mix of a chunky wooden table and brightly coloured chairs and the white, grey and yellow work brilliantly together. I loved the yellow so much I decided

to add more and more!' she laughs. Louise bought some machine-washable fabrics and made a cloth to add colour to mealtimes. 'I saw one in a magazine that didn't cover the whole table but was wider than a runner and I really liked the look. It was easy to make and looks great.' Louise also turned her creative hand to making a new lampshade as her original one got crushed in the move and used some zigzag patterned fabric that echoed the design of a rug she had found in Next.

When it came to buying new crockery, Louise considered every style imaginable. 'I was going to buy plain white, or with a coloured rim, or textured, but then I saw an image online of a table set with patterned crockery – something I never thought I'd like, but I did! I started my search all over again and eventually

## ROOMPLAN

## THE DETAILS

Tiles	£263.88
Paint	£36.94
Furniture	£851.32
Rug	£150
Lighting	£26.13
<b>TOTAL</b>	<b>£1,328.27</b>

### Shopping list

Actif Marfil floor tiles, £29.32 per sq m, Tile Depot. Crown Sail White emulsion, £18.47 per 2.5l, B&Q. Mantis light natural solid mango table, £528.32, Oak Furniture Land. Marseille metal dining chairs, £49 each; Miami occasional yellow table, £29; yellow vase, £8; green bottle vase, £15, both Tesco Direct. Tablecloth made from: Plains Two 140475 & Plains Two 140482 fabrics, £20 per m each; lampshade covered in: Dhurrie 120179, £32 per m, all Scion. Bloomingville zigzag rug, £150, Next. Moorish crockery, from £5.95 per tea cup, Dotcomgiftshop. Blue carafe, £22.50; tumbler glasses, £6 each, www.notjustjugs.com. Large aluminium bowl, £52, Jigsaw Home at John Lewis. Market Hall clock, £55, Newgate. 40cm lampshade kit, £13.33, Needcraft. Tweet tea towel, £11.95, To Dry For. Saxnas frame, £4, Ikea.

Feature Becky Clarke Photos Rachael Smith

## 3 of the best...

### £69 from Made.com

If space is tight then opt for the Truman slimline floor lamp. Available in four colours you can also direct the light exactly where you need it.

### £139 from Rigby & Mac

This giant floor lamp will make a striking statement in your conservatory, living room, bedroom or dining room.

### £195 from Bhs

Go for traditional style with a modern pop with the Roxie floor lamp. It features a pivot point at the top and bottom of the stem so the lamp can stand upright or slanted.





safechoice

WINDOWS | DOORS | CONSERVATORIES



# The Extension that brings the outside in...

Transform your property by adding space and value with a stylish conservatory, orangery or contemporary glass extension. Available in a huge range of styles and now with authentic wood effect finishes.

- All with a 10 Year Guarantee for total peace of mind.

Request your FREE brochure now and discover your dream extension:

**safechoice.co.uk** or call **0800 024 6230**

windows | doors | conservatories



Safechoice™ manufactured in the UK by **MASCO UK Fabrication**



# I've created a year round garden room

Rebecca Flynn has made the most of a previously untapped source of extra living space at the bottom of her garden

*Total Cost*  
**£3,862**

A free-standing wood-burner can prove the most cost effective way to install a new stove. However, it must be fitted by a registered installer using a twin insulated flue. Rebecca chose a smart pewter stove and stainless steel flue to contrast with the more rustic elements in the room



# CONSERVATORY MAKEOVER

**W**hen Rebecca Flynn, 29, first viewed the two-bedroom terrace, she now calls home, she was delighted to discover a ramshackle outbuilding at the bottom of the generous garden. And while most people might have dismissed it as no more than a useful store, Rebecca instantly recognised its potential as additional living space. 'Despite having just a dirt floor, leaking roof and rotten windows, it did have an electricity supply, and I just knew it would make the perfect garden room and home office,' recalls Rebecca. A year later, and she was ready to take on the challenge.

**STEP ONE** As Rebecca only wished to alter the interior of the building she was delighted to be told no planning permission was required. However, before she could begin making the building habitable there was the small matter of what to do with her mounting possessions that had made their way into the room. 'I am a keen cyclist and have two bikes, plus there were my gardening tools to consider,' she explains. Rebecca's initial idea was to

allocate space for a dedicated storage area, however this was soon dismissed in favour of investing in a separate shed. 'I wanted to create a real garden retreat and that vision didn't include sitting next to my bikes, so they had to go!' she smiles.


**STEP TWO** Luckily for Rebecca there was already a rather unsightly expanse of concrete in a corner of the garden, so having built a new shed, with the help of a friend, she simply added smart log edging and plenty of gravel. 'I thought I would have to pay for the concrete to be removed, so I am really pleased with the result,' she says. What's more, with her possessions safely stowed away, Rebecca could turn her attention to the conversion. This included damp proofing and levelling the floor, re-tiling a section of roof, and insulating the walls before plastering throughout. 'I did insist on keeping some of the original brickwork on show, and installing new timber windows, but it was my builder who suggested re-hanging the door so it opened outwards, thus freeing up extra space inside,' explains Rebecca.

**STEP THREE** When it came to flooring Rebecca opted for serviceable stone. 'I think natural materials are a must in garden rooms and although expensive, it does look great and should last a lifetime,' she says. Surprisingly the fantastic wood-burner was actually an afterthought, but one Rebecca has never regretted. 'I spotted the idea in a magazine and although it meant re-opening the roof, and investing in a special insulated flue, I just had to have one!' she explains. ▷



*Good idea!*

A sturdy stack of inexpensive apple crates is a great alternative to standard shelving and an inspired storage solution for rustic schemes.



Before

➤ Externally, Rebecca made up for lost storage space by investing in a generous shed from Forest, which she painted soft grey. While internally a compact desk and foldaway chair make an instant home office



➤ Rebecca's pretty painted garden furniture ensures friends and family make the most of sunny days both inside and out, while opting for a classic folding design means it can easily be stowed in the new look room, and also act as useful secondary seating when required







▲ The wine cooler was a great addition and means drinks are chilled and close to hand for Rebecca and her guests

★ Rebecca has made this unloved outbuilding a cosy space – the rocking chair provides the perfect spot to enjoy it from



◁ 'It cost £700 to install and I spotted the slate hearth for £50 in a local salvage yard.' Externally, Rebecca kept things simple, by just tidying up the existing paved area and painting the woodwork a soft green. 'I did however, add a wood store for all those logs I'll be burning on chillier summer evenings,' she laughs.

**STEP FOUR** When it came to décor, Rebecca opted for light-enhancing soft grey walls, while storage is provided in the form of clever stacks of vintage crates either side of the fire. The reclaimed theme continues with a rocking chair and stool, sourced from a local emporium. 'The friend I was with offered to re-upholster them, so I snapped them up,' says Rebecca. 'And they were soon joined by a vintage timber chair and large mirror.' An existing desk was painted and teamed

*Good idea!*  
Revamp furniture with a coat of paint and re-upholstered seat cushions – Rebecca chose fresh striped and plain linen by Vanessa Arbuthnott.

with a new garden chair to create a work area from which Rebecca can take advantage of her home's wi-fi. While the striking console, occasional tables, and distressed mirror, are new purchases. However, Rebecca readily admits her favourite acquisition is the wine cooler. 'Sharing a chilled drink with friends and family has to be the best way to celebrate my new-found space.' **VH**

## 3 of the best... *rocking chairs*

### £86 from VOGA

Available in a great selection of colours this Eames RAR inspired-rocker marries modern and classic beautifully, making a great focal point.

### £95 from Ikea

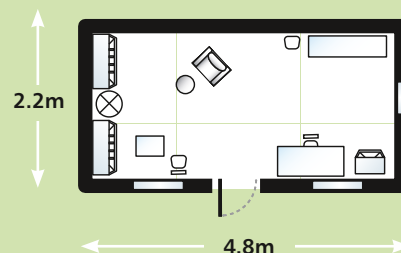
The simple design of the Varmdo rocking chair means it will work brilliantly in any home. Perk up the black-brown option with colourful seat pads, or go for the red stained option to make a real impact.

### £179 from John Lewis

The Leisuregrow wood and weave rocking chair oozes rustic charm and is the perfect spot to while away the hours in.



## ROOMPLAN



## THE DETAILS

Crates	£64
Furniture & fabrics	£618.50
Flooring	£1,536
Wood-burner & hearth	£1,001
Wine cooler	£329
Paint	£118
Lighting & mirror	£196
<b>TOTAL</b>	<b>£3,862.50</b>

## Shopping list

**C-Four wood-burner in pewter with stand**, £951, Charnwood. **300mm wine cooler**, £329, Lec. **Standard apple crates**, £8 each, Vintage Apple Crates. **Vintage rocker**, £120; **foot stool**, £24, both Blakemere Antiques Emporium. **Upholstered in Stripe and Dash linen union**, £45 per m; **Raspberry plain linen**, £42 per m, both Vanessa Arbuthnott. **Vintage mirror**, £100, Reclaimed World. **Square table set**, £29.50, Steel Magnolias. **Ranarp pendant lamps**, £30 each, Ikea. **Vintage slatted chair**, £65, Cambrian House Emporium. **Vintage-style cherryade tray**, £14.95; **Cold Drinks metal sign**, £8.95; **traditional school milk bottles**, £2.95 each, all Dotcomgiftshop. **Wooden lanterns**, from a selection, HomeSense. **Elite Antique Blue modular stone flooring**, £96 per six-tile modular box (approx. 0.74sqm), House of British Ceramic Tile. **Walls: French Grey Mid absolute emulsion**, £37 per 2.5l; **woodwork and furniture: French Grey Mid and Scree intelligent eggshell**, £26 per litre; **exterior woodwork: Tracery II Intelligent exterior eggshell**, £29 per litre, all Little Greene. **Outside radium double spotlights**, £18 each, B&Q. **Woodstore**, from £119.99, Forest. **Folklore folding garden table**, £110; **folding garden chairs**, £69 each; **rustic garden planters**, £50 for three, all Store.



Make it *elegant*



Beautiful bespoke window coverings have been Hillarys signature for over 40 years. With a dedicated in-home service, you'll be able to view a wide range of samples in the comfort of your home and receive expert advice from our team. Plus, we'll even take care of the measuring and fitting.

**HILLARYS**  
Make a window. Make a room.

TO BOOK AN APPOINTMENT WITH YOUR LOCAL ADVISOR  
CALL 0800 916 6558 OR VISIT [HILLARYS.CO.UK](http://HILLARYS.CO.UK)



A woman with dark hair and sunglasses on her head is sitting in a white armchair in a bright conservatory. She is wearing a red top and blue jeans, holding a white mug. To her right is a dark wood-burning stove with a tall silver chimney pipe. The room has large windows looking out onto a garden with trees and a red fence. A large, round, knitted rug is on the floor in the foreground. A small wooden side table with a teapot and cups is next to the chair. A patterned rug is under the stove. A plate of scones is on a table to the right.

*Good idea!*

A wood-burning stove makes a great focal point and gives out so much more heat than an open fire.

*Total Cost*  
**£4,974**

# Our dated conservatory is now a fresh, pretty garden room

Kath Thomson felt the dark wood and Perspex roof of her original conservatory had seen better days, so it was definitely time for a revamp



# CONSERVATORY MAKEOVER



**K**ath and Douglas Thomson, from East Lothian, both architects, knew that they needed to update their conservatory. 'The glass was suffering from condensation and to be honest we hardly ever used it,' Kath explains. 'It was carpeted, so you didn't like to step on it with muddy feet and it only had a small door out to the garden. The dark wood was quite gloomy and, in winter, when the door had to be shut, it was cut off from the rest of the house.' Keen to make it a more usable space for both themselves and their children, Jess, 19, and Joel, 16, Kath and Douglas decided to tackle this awkward room.



Before

**STEP ONE** Kath and Douglas replaced the clear roof with an insulated steel roof. 'We used the existing structure but replaced the windows and moved the door so that you step out onto the newly created decking rather than the grass,' Kath explains. The door is now a large bi-fold that you can throw open on a hot day. 'The windows are much larger, you feel as if you are sitting in the garden actually,' Kath remarks. 'We haven't bought curtains or blinds, we just want to enjoy the views.' The couple also removed the internal doors so that the house is now more open-plan, and, with the bi-fold doors, flows into the outside space seamlessly.

**STEP TWO** The next thing Kath and Douglas did was to install a wood-burning stove. 'We needed a hearth of course, which meant building a small foundation and choosing tiles. We also removed the carpet and laid engineered oak, to match the rest of the ground floor rooms.' The garden room is open to the dining room, which leads through to the kitchen, there is also a living room through large double doors so the rooms flow freely into each other now, but the living room and kitchen can be shut off for privacy ▷

▲ Kath enjoys her garden room all year round now. With the bi-fold doors thrown open the whole house has a great indoor-outdoor flow

► Wooden floors are practical, but the rug, by John Rocha, adds a cosy touch. Kath had the armchairs re-covered in a cream, textured fabric by a friend. The cream knitted footstool was a bargain find in TK Maxx





The stag blanket covering the sofa is from Shetland, where Douglas' family live



*Good idea!*

Bring your garden inside by choosing floral cushions for all year round colour.

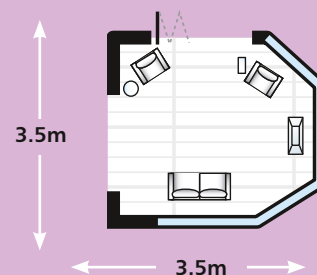


◀ when required. 'The wood-burning stove is wonderful both in winter and on a summer's evening, it just takes the chill off the house at night at that time of year,' Kath explains.

**STEP THREE** It seemed obvious to Kath to decorate in white. 'We wanted a change from the dark wood of the original conservatory, so we painted both the windows and walls white.' The exterior cladding is painted a pale blue, perfect for this pretty seaside home. For the interior finishes, Kath has chosen cream and greys, with some touches of blue and heather. 'I find the neutral scheme is really soothing, the garden changes throughout the year and gives us vibrant pops of colour with every season and I find that is all the colour we need,' smiles Kath. 🏠

⚡ Thanks to the wood-burning stove the room is equally cosy in the evening. The grey and cream tiles on the hearth are perfect for Kath's soothing, restful colour scheme

## ROOMPLAN



## THE DETAILS

Windows	£2,000
Bi-fold doors	£1,300
Wood-burning stove	£600
Tiles	£150
Flooring	£450
Rug	£120
Paint	£33.98
Furniture	£320
<b>TOTAL</b>	<b>£4,973.98</b>

## Shopping list

White matt emulsion, £16.99 per 2.5l, Dulux. Bi-fold doors, £1,300; sofa, £200, both B&Q. Windows, £2,000, MKM Joinery. Oak flooring, £30 per sq m, Howdens. Tiles, approx. £37.50 per sq m, North Berwick Bathroom and Tile Co. Stag blanket, £60; John Rocha rug, £120; lantern, £80, all Debenhams. Log basket, £60; cushions, £49 each, Time and Tide. Footstool, £50; nest of tables, £70, both TK Maxx.

Pretty touches on windowsills and ledges help personalise the new room



## 3 of the best... pouffes

### £89 from M&S

This knitted pouffe adds colour and texture to your scheme and is the perfect spot to rest your feet at the end of the day.

### £90 from Next

The check Stirling drum pouffe is extremely versatile, providing seating and a handy extra surface.

### £109 from Cuckooland

Perfect for your garden room or even outside, this pouffe is made from recycled materials to make it durable and wipe clean too.



£89



£90



£109





## The UK's leading supplements for women's health

Whether you are looking for support during a time of change like pregnancy or the menopause, or simply an ideal general multi-vitamin, the award winning Vitabiotics women's range offers comprehensive nutritional support from sensible, balanced formulae. With over 40 years' experience, there's no women's supplement range more relied on than Vitabiotics.

Working with:



from **Britain's No.1 Vitamin Company\***  
The **only** company to receive the **Queen's Award for Vitamin Research**

\*Nielsen GB ScanTrack Total Coverage 52 w/e 31 Jan 2015.

From , Superdrug,  
Holland & Barrett, GNC,  
supermarkets, health stores,  
pharmacies & [www.vitabiotics.com](http://www.vitabiotics.com)

  
**Britain's No.1\***  
supplements



  
**VITABIOTICS**  
SCIENCE OF HEALTHY LIVING



# Rental revamps

When restrictions prevent you from wallpapering or hanging pictures it can be difficult to put your stamp on a property. But don't despair, we show you how, with a little creativity, you can inject your own style and personality even when you are renting...

Feature Laura Higgins



▲ Counteract bland walls with some eye-catching statement furniture

Geometric gold armchair, £299.99, HomeSense

## Top tip

Rethink the layout of the property so that it works for you. If the bedroom gets sun throughout the day, why not use it as a living room instead?

If the flooring in your property is dated, or a little shabby, cover it up with a statement rug. Large, oversized rugs can hide a multitude of sins, covering most of the floor if needed, and you can take it with you if you move on

Balance rug, £200; Elipse medium sofa, £999; Monty floor lamp, £95; Tony task lamp, £25; Abin coffee table, £99; Rubix cube, £145, all House at John Lewis



▼ If hanging pictures is out of bounds then why not prop wall art collections on shelves and mantelpieces? Larger pieces can even be placed on the floor, propped against the wall. To make a small room appear larger lean an oversized mirror opposite the window to reflect the light

Bell jar, £25; pressed glass candle jar, £10; pressed metallic candle jar, £15; grey scroll frame, £15; hydrangeas in ribbed cylinder, £30, all Holly Willoughby at Bhs







**Brooklyn bed linen set**, £50 for a double; **cushions**, from £25; **throw**, £25; **vases**, from £10, all Ben De Lisi at Debenhams



◀ **Storage can be more than simply practical – pick stylish free-standing items that you can take with you. Update shelving that's already in place with patterned gift wrap or wallpaper, securing it in place with Blu Tack. Do bear in mind that taller units may need securing to the wall, so if you're not allowed to drill into walls, choose something shorter**

**Oslo bookcase**, £169, Tesco Direct

▶ **Personalise furniture and units with colourful stripes using washi tape. Available in various colours and designs you can easily use it to add details, and what's more, it simply peels off when you move out**



**Plain and spotty red wine Washi tape**, £5.25 for two, Pipii

▲ **Add pattern to plain walls by wallpapering, or painting a design, onto a large sheet of MDF and propping it against the wall. It's a really easy and temporary way of creating a feature wall**

▶ **Bemz offers a huge selection of covers to fit Ikea sofas, ranging from traditional and classic through to contemporary and designer. Perfect for giving an existing Ikea sofa a new lease of life**

**Cover for Ektorp sofa in Betula Zinc Grey**, £539; **cover for Ekeskog sofa in Rosewood Tegnér Melange**, £549; **cover for Stockholm easy chair in Rose Tegnér Melange**, £79, and **Waves Grey/Grey by Littlephant**, £129; **heading tape curtains in Rose Tegnér Melange and Pearl White Tegnér Melange**, starting from £85; **cushion covers in Rose Tegnér Melange**, £25; **Umbrä Tegnér Melange**, £25; **Raffia Sand Beige**, £19; **Betula Zinc Grey**, £29; **Kvarter Brown**, £29, all Bemz





# DECORATING IDEAS



◀ Hide kitchen appliances or storage with a lightweight curtain made from a pretty fabric that fits in with your colour scheme

Awning Stripe fabric in Seaspray, £32 per m; cream enamel large caddy, £26; duck egg and linen tea towels, £12 for two; Covent Garden alarm clock, £18; Kubu window box planter, £18, all Laura Ashley

▶ Swap dingy lamp shades for something lighter and brighter – just remember to save the old ones so you can put them back when you leave. Some cleverly placed floor and table lamps will also transform a dull room

Laura Oakes lamp, £75, Debenhams



Yoshiko window film, £49 per m, Brume

▲ Whether you want to increase privacy, or just fancy a decorative touch, window film is simple to apply and easy to remove when needed

## Top tip

If your tenancy agreement prevents you from putting holes in the walls then try 3M Command Strips. The range has strips and hooks available for hanging up to 2kg, without damaging the walls.



Leaning tree with birds wall sticker, £105, Wall Art at Notonthehighstreet

Wall stickers make a great alternative to wall art or stencils. There are so many designs available that you're sure to find something that makes you smile. They can be removed easily when needed, although do be prepared for a few paint touch ups





Use open shelving as a room divider, creating different areas but keeping the feeling of space

Kallax shelving units, £70 each, Ikea



▲ Old table looking worse for wear? Hide it away under pretty table linen to match your scheme

Digital flower print napkins, £19.99 for four; tablecloth (not pictured), £49.99; multicoloured check napkin, £9.99 for four; tablecloth (not pictured), from £19.99, all Zara Home

▶ If you're not able to hang a new curtain rail then use a tension rod to hang lightweight voile curtains at windows or as room partitions. Take down uninspiring curtains or blinds and replace them with something more to your taste. Just remember to put the old window dressings in a safe place so you can replace them when you leave

Curtains: Jaisalmer duck egg fabric, £31 per m; sofa: Lhasa fern fabric, £40 per m; cushions on sofa left to right: Shambala willow fabric, £44 per m; Oban fuchsia fabric, £33 per m; Annapurna fuchsia fabric, £37.50 per m; cushion on floor: Jaisalmer berry fabric, £31 per m, all Love Peculiar collection, all Olivia Bard

◀ Modular storage is fantastic for moving from place to place, as you can adapt it to fit the space you have, and build it up as and when needed

Ikea PS 2014 storage modules, £20 each, Ikea





# Choose hard-working STORAGE for every room

If you're sick of the endless mess, choose super-efficient furniture to double your storage space and provide a home for everything

**W**e all have things in our homes we love to keep but often struggle to find a place to store them. Here's a guide to giving all your treasured items a proper home, as well as keeping each room neat and tidy. Seek out multi-functional pieces that'll do more than one job to get the most out of your home and you'll be organised in no time at all.

Feature Emma Fishman

## LIVING ROOM

Find the perfect hiding spot for all your everyday knick-knacks to achieve a clutter-free zone. Choose useful, but stylish, pieces to keep your living room tidy.



We're loving this stylish sofa that not only looks great in charcoal grey fabric but will offer plenty of storage for toys, cushions and throws under the lift-up seat

Fleetwood three-seat sofa in Highland Tweed, from £540, Sofa.com



This multi-functional coffee table offers plenty of built-in storage. Lift up the table top to give your cuppa a handy surface to perch as well

Granville functional coffee table with storage, £568, BoConcept



Pop your tired feet up on this comfy foot stool and relax knowing you've got all the tidying sorted too

Ellen foot stool, £199, Sofaworks

Dot plenty of storage furniture around without dominating the room. Move sofas into the room near coffee and side tables, then use slimline console tables around the outskirts of the room to offer even more storage options

Bramley console table, £350; Aylesbury coffee table, £490, both Laura Ashley







Don't overburden a room with too much clutter. This nautical-styled room feels very welcoming because the same colour scheme runs through all furniture. Tidy magazines away in co-ordinating baskets and other bits and bobs inside the storage coffee table

Heart-shaped wood shelf, £12; Take Me To The Beach plaque, £3; cement ampersand, £4; printed seagull cushion, £6; chenille navy cushion, £6; deck chair cushion, £10; embellished seagull cushion, £10; wicker heart lantern, £6; white and stainless steel lantern, £15; metal shell plate, £5; cement candle holder, £6; candle in jar, £3; navy striped paper tray, £5, all Matalan



The combination of open and hidden shelving offers the ideal storage solution for your living room, keeping clutter organised for good

Foley offset bookcase, £179.99, Argos

## Expert advice

'If you have limited storage space at home, upholstered furniture can offer some surprisingly clever tricks. Beneath the seat of our Fleetwood storage sofa you'll find ample space for stowing away cushions, throws – even bed linen. With an easy-to-use click clack mechanism, the Fleetwood doubles as a comfortable sofa bed for when guests come to stay too.'

*Kate Hassard, Marketing Director for sofa.com*



Give your magazines a stylish home in this quirky coffee table with hidden storage

Aldo coffee table, £179, Made.com

Scandi style is all about form teamed with function and this magazine holder certainly ticks both boxes

Ferm Living magazine holder, £35, Cloudberry Living



Slide one or two storage units together to span the length of one wall to offer plenty of shelf space. Baskets on the bottom will organise smaller items while the open shelves provide plenty of space to display all your collections

Vittsjo storage unit, from £45; Knipsa basket, £16 each, both Ikea





## DINING ROOM

Declutter your dining room to make meal times more enjoyable. Have a place for all your table linens, cutlery and crockery so your dining table can take centre-stage, instead of the clutter. Whether you're having big dinner parties or smaller family meals, use some smart storage ideas to create a space that's inviting as possible.



Release precious space in your kitchen, by keeping your cutlery close to hand at your dining table, just where you need it

Natural wood cutlery box, £30, The Contemporary Home



Make the most of every inch with this sociable seating arrangement with storage baskets underneath

Buckland bench seat, from £675; willow basket, £58; Harrogate dining table, from £795, all Neptune



Columbia Road dresser, £230, Bhs

Utilise all available wall space to display your collectables



This drinks cabinet will impress your dinner guests and kick your party off with a swing, keeping drinks and glasses close to hand

Greenwich drinks cabinet, £749; cocktail shaker, £15; Sommelier cocktail glass, £29.50 for four; hanging bar tool set, £35, all M&S

Make a statement with this traditional-style dresser which offers ample space for all your storage needs. Six drawers and cupboards will keep clutter hidden away while the open shelving can be used to display glassware

Padstow three-door sideboard, £599; Padstow large sideboard top, £499, both M&S



This rustic trolley can be wheeled in from the kitchen or just placed next to the dining table. Three large shelves will store all your dining essentials to keep meal time stress to a minimum

Kitchen trolley shelves, £400, House Junkie



Hana oak dining table with six drawers, £550, Habitat

*Top tip!*

Jenny Hurren, Owner of Out There Interiors, says:

'Apart from having an essential declutter we believe it's worth investing in storage that adds a fun, decorative element. Choosing furniture with a colour or pattern you can help tie a room design together rather than just being a necessity.'

This elegant dining table has six hidden drawers providing enough space to keep the room clutter-free



# DECORATING INSPIRATION



Create a cool Nordic feel with this stylish bedside cabinet. Make the most of a plain wall and put up some simple shelving above your bed to store treasured collections and make a feature too

Beadie bedside cabinet, £30 for two; Splitz lamp, £115, both Out There Interiors



Don't forget to designate an area for your smaller items too. This pull-out tray will keep all your jewels organised and accessible

Komplement pull-out tray with divider, £28, Ikea

Keep jewellery organised in this set of three drawers

Spindle box, £29, Store



## BEDROOM

Make your morning routine stress-free by having everything to hand. Save time rooting around for lost items and keep your bedroom ordered with some smart storage tricks.



Tidy away your shoe and bag collection in this storage bench, which comes with a comfy cushion to give you somewhere to perch

Shoe storage bench, £245, Within

### Top tip!

Alison Cork, from Within, says: 'I'm always looking for clever storage ideas – recently I have been using metal loo roll holders to display bracelets, rings and belts, and in my bathroom, an oblong tray holds my beauty bottles in a neat group. Storage should be practical and fun, and where possible, easy on the eye!'

Keep your bedroom looking neat and tidy with this Scandi-style bedside table. Its oak finish will add rich tones to your room while the built-in deep drawer will store your bedtime reads



Skandi oak nightstand, £199.99, Dunelm



Cantare bedroom range, from £2,500, Hammonds

Made-to-measure wardrobes are often the best way to make the most of awkward-shaped rooms. These vanilla tones and simple detailing will suit most tastes

Put valuable space under your bed to good use with these handy zip-around storage bags

Collier Campbell underbed storage, £30 for two, QVC





# Get to grips with your tablet.



**FREE  
GUIDE**

**Get on top of today's must-have tech.**

**In your FREE guide:**

- **Read ebooks and take, edit and share photos**
- **Go online, send emails and watch TV**
- **Stay in touch with family and friends**
- **Keep your tablet and data safe and secure**
- **Cut the confusion with our jargon buster.**

**The latest tablets are fiendishly clever, but getting to grips with them can be tricky. Now our handy new guide shows you how.**

Tablets rarely come with an instruction manual. So in this FREE guide our tablet experts explain how to get the most from yours. If you're looking to read ebooks, edit and save your holiday snaps, and catch up on the latest shenanigans in your favourite soap – it's all explained in plain, jargon-free English.

Want to connect your tablet to other devices? The guide shows you how to sync with your computer, how to play music through a Bluetooth speaker and even how you could stream videos from your tablet to your TV.

#### **Stay in touch and share**

Tablets are a great way to stay in touch with friends and family. And whether it's making video calls, or using free apps like Facebook and Google+, this guide will show you how.

It'll also tell you how to avoid running up huge bills by downloading in-app purchases. And it'll even show you how to keep all your data safe and secure. Using this FREE guide you'll be able to enjoy so much more on your tablet.

**So, why not call for your copy of this invaluable guide today? It's completely free.**

It will show you how to make the most of your tablet and it's a great way to discover the useful advice Which? offers, absolutely free.



*Open up a world of entertainment*



*Keep in touch with family and friends*



*Be productive on your tablet*

**Which?**

Gives you  
confidence


Call today for your FREE guide  
**0800 533 036**  
or text 'YH7' for FREE to 80057

Quote ref LAP586F



# Kitchens & BATHROOMS

Make the most of your compact kitchen



## Trend: Modern Moroccan

Bring out your bathroom's exotic side with this Moroccan-inspired trend that's bright, modern and won't leave your room looking like a busy bazaar. Swap traditional jewel colours in favour of sunny yellow, crisp white and splashes of more industrial colours such as grey and blue to make it work for modern homes. When it comes to prints, team intricate tile designs with modern chevrons and stripes – the more prints the merrier, as long as you stick to two or three main colours. Tassel-edged towels and bath mats will work perfectly with this trend and, for those of you who like a bit of glitz, add a touch of decadence with gold accessories.

**Fringe border towels**, from £4; **Nazca shower curtain**, £15; **Patagonia towels**, from £3; **Medina bathroom accessories**, from £12, all John Lewis

## Ahoy there, sailor!

The nautical trend is a staple of summer décor and this set of sea-themed glass tumblers and carafe would make the perfect addition to your alfresco dinner party. Mid-century in style, the set features charming illustrations of anchors, sailing boats, fish and a lighthouse and will add some playful style to your table.



**Ahoy glass carafe**, £18.50; **Ahoy table glasses**, £6.50 each, The Pod Company



## Create a family space

For many people, the kitchen is the heart of the home. With this in mind, the dual-purpose kitchen, with space for socialising, homework and relaxing, is more popular than ever. Lifestyle's new Grenada kitchen collection is perfect for this trend as it includes a breakfast bar that the whole family can use. The affordable range is available in a pale sage colour with a practical matt finish too, making it a stylish choice that your bank balance will thank you for.



**Grenada kitchen collection**, from £85 per 600mm base unit, Lifestyle Kitchens

## Holiday at home

Help make the washing up less of a chore with these fun dishcloths from H&M. They're perfect for cleaning dishes and wiping down the kitchen worktop, and once you're done, you can put them in the washing machine to reuse. Our favourite is this flamingo pink design with a colourful, holiday-inspired quote that could almost make you think you're on holiday – almost!



**Dishcloth**, £1.99, H&M





# It's now light, bright and

Knocking down a wall, helped Christine Leech transform a cramped lean-to into a



## Insider info

### WHO LIVES HERE?

Christine Leech, 41, a writer, lives in a two-bedroom terrace in South London.

### WHAT DO YOU LIKE MOST ABOUT THE ROOM?

'I can't believe how light and airy it is – it really is a beautiful, cheery room to come down to in the morning.'

### WHAT ARE YOUR TOP TIPS?

'Buying vintage can save you money and ensures your room is unique. I'm also a big fan of charity shops, especially after buying my rocking chair for just £40 and discovering it was worth over £1,000!'

### WHAT DID YOU LEARN DURING THE PROJECT?

'If you've never managed a building project, don't be surprised if you make a mistake. I disagreed with the size of the window opening and made the builder brick part of it up, but then realised he was right, so they had to start again!'

### WHAT WAS WRONG WITH THE OLD ROOM?

The small inaccessible kitchen was sited in a badly built side extension, with a corrugated plastic roof, and was cramped, cold and draughty.



Before

Re-configuring an awkward layout can be daunting, but that was the challenge facing Christine Leech, when she bought her Georgian home. 'At the heart of the problem was the kitchen, which was tucked away in a tiny side extension, and separated from the rest of the house by an adjoining room, too small to serve any real purpose,' recalls Christine.

The solution was to take down the dividing wall and create one large space. However, as the previous build had been carried out on a shoestring budget, and removing the original external wall already meant adding a supporting steel, Christine decided to take the opportunity to re-build the cold, damp extension. 'The actual footprint has remained the same, but this time round there is an insulated roof with skylights, and a generous picture window overlooking the garden – which is now accessed via French doors in the newly opened up space,' she explains.

As this was the first time Christine had managed such a large project, she was understandably nervous, but luckily a friend was able to recommend a trusted builder. 'However, it was still pretty scary when the house was being held up with a slim column of bricks and some scaffold poles, waiting for the steel to go in!' she smiles. Fortunately, there

were no major problems and within weeks, the builder was ready to fit the new kitchen.

Christine chose timeless painted Shaker-style units, from a DIY store, which she teamed with tactile timber flooring and bamboo worktops, plus a smart butler's sink sited neatly under the window. While a breakfast bar stands in place of the old wall. 'The accompanying stools came from my father's old laboratory,' points out Christine. 'I love mixing things up with vintage finds and sourced the lights, plate rack and draper's unit at local emporiums.' To complete her eclectic look, Christine chose a palette of soft greys, offset by a bold blue accent wall, with an illuminated sign made by a friend. 'It's the perfect finishing touch to my new favourite room, and I could easily spend hours here relaxing in my charity shop rocker, surveying the garden,' smiles Christine.



### PUT IT ON DISPLAY

An assortment of well-chosen jars can prove a decorative way to stow everyday provisions, especially when arranged on budget-friendly shelving, customised with a vibrant splash of colour and washi tape trim.

### KEEP IT NATURAL

Warm tactile materials, such as Christine's bamboo worktops and timber floor, are always a practical, durable option and offer enduring appeal.





# double the size!

spacious, quirky kitchen, brimming with vintage finds



## ADD STATEMENT LIGHTING

There is no reason why your lighting must match. Christine found these vintage shades at a local emporium, and has used them as inspiration when choosing accessories and accent colours.



## GET CREATIVE

The end of the breakfast bar actually started life as two drawers, which have been turned on their side and shelves added. A bold feature wall also adds interest without overpowering the space, while the draper's unit, spotted for just £200, is Christine's pride and joy.

## OPEN IT UP

Knocking down an internal wall rarely requires permission and instantly increases usable space. Christine added a large picture window, French doors and skylights to ensure her new space was flooded with light.

## SHOPPING LIST

Tiverton bone kitchen units, £374 per 600mm unit; Toba mono mixer tap, £99; single butler sink, £310, all Wickes. Solid bamboo worktop, from £279 per 2.4m length, Homebase. Indesit induction hob, £259, AO.com. Zanussi electric oven, £270, Currys. Compact Cotton white matt oak plank flooring, £49.99 per sq m, Quick-Step. Draper's unit, £200, Aladdin's Cave. 1950s Anglepoise shades, £35 each, Crystal Palace Antiques. Walls: Heritage Georgian Grey emulsion, £30.99 per 2.5l, Dulux. Feature wall: Valspar Submarine Blue Premium interior matt emulsion, £27 per 2.5l, B&Q. Lucky Number knobs, £6 each, Anthropologie. Ekby Valter shelf brackets, £2 each, Ikea. 5m washi tape, £3 per pair, Hobbycraft

**TOTAL COST: £4,396.27**



Opt for sleek oak-effect cabinet doors for a light, bright scheme which will suit any small space

Galway kitchen, from around £60 for a 600mm base unit, Wickes



# Make the most of a **COMPACT KITCHEN**

If your kitchen is small, ensure it's also perfectly formed with our clever ideas for compact spaces

Although many of us dream of an airy, open-plan kitchen, the reality is often very different, and the only option is to work with the space you have and maximise its potential. From slimline appliances to stacking saucepans, we've found some ideas to help you make the most of your existing kitchen, making it look stylish and work harder, without breaking the bank.

► Why not hide this compact, integrated dishwasher away behind a cabinet door?



New World NWDW45MK2 built-in slimline dishwasher, £220, AO.com



▲ Designed to save space in the kitchen, this set has four colour-coded blades – two for grating and two for slicing. They can be used over a bowl or plate, or fitted securely to the top of the container lid. All four can be stored away neatly in the container when not in use

Grate and slice set, £30, OXO





◀ If you're short on cupboard space, consider this set of pans. The handles, can be attached and detached with a single click, and the pans can nestle neatly inside each other. They can also be used in the oven without the handles

Ingenio Essential pans, from around £60 for a four-piece set, Tefal



◀ At only 15cm wide, this slim design is suitable for use with ground coffee as well as Easy Serve Espresso pods. The manual milk frothing arm makes a creamy froth for the perfect cappuccino, while the high 15-bar pressure pump ensures speedy results

De'Longhi EC680 Dedica pump espresso coffee machine, from £169.99, John Lewis



▲ This handy dish rack has folding sections which mean that it is easy to store away when not in use, leaving your sink area clutter-free

Foldaway dish rack, £35, OXO



Opt for high-gloss white units to help reflect light and make a small space look bigger

IT gloss white slab kitchen from around £62 per 600mm base unit; laminate oak woodmix worktop, from £73 for a 3m length; stainless steel splashback, £107, all B&Q

## Expert advice...

Take a look at our top five tips to help you make the most of your space, however small it may be...

● Integrated appliances are a good option for small spaces. As they will be hidden away behind cabinet doors, they can help to create clean lines in your kitchen, achieving a smart, streamlined look. If this isn't an option, there are plenty of compact and slimline free-standing designs available – just make sure you double check any measurements before you buy.

● When choosing a colour scheme for your new kitchen, bear in mind that light colours and reflective materials can make a big difference – bouncing light around the room and giving a light and airy feel. Glossy units are a great choice, but they will need a regular wipe to keep them looking smear-free and sparkling.

● If you're lucky enough to have room for a small table or breakfast bar, consider a fold-down design which can be packed away when not in use. Likewise, opt for stools which can be neatly tucked out of sight, and fold-down chairs for easy storage.

● Good lighting is key for a hardworking space. In addition to a main ceiling light or spotlights, think about extra solutions such as task lighting situated under wall cabinets, or even plinth lighting for extra light lower down in the room.

● When kitting out your kitchen, choose space-saving or stacking items wherever possible, as they really will make a difference when drawer and cupboard space is tight. A stacking mug set will take up much less room, while some of the latest pan sets can stack neatly inside each other to take up minimum room.

▼ Unlike traditional microwaves, this model has a less bulky shape which fits neatly into any corner, helping to save space. The newly-updated design has a smart white front, giving it a fresh, modern look, and although its dimensions are compact it can still accommodate a standard-sized 28cm dinner plate



Max 35 microwave, from around £149.99, Whirlpool



# KITCHEN IDEAS

► Create a compact kitchen in a studio flat or open-plan apartment with affordable cabinets from Ikea. We love these wood-effect doors, and there are lots of combinations available to suit your space

Tarendo/Adde table and four chairs, £70; Gorlig oven in stainless steel, £180; Metod cabinets with Tyngsyrd doors, from £47 for a wall cabinet; Grundtal rail, £4, all Ikea

▼ Available in a black or cream finish, this is Rangemaster's smallest ever range cooker, meaning that you might be able to squeeze one in, even if you don't have a large kitchen. It is available in gas or electric fuel options



Classic 60cm free-standing range cooker, from £799, Rangemaster



► Made from powder-coated steel, these classic chairs were first introduced at Habitat in the 1970s. They fold flat for easy storage, and are available in a selection of colours to suit your scheme

Macadam folding chairs, £10 each, Habitat



◀ Grey or stainless steel are great finishes for cabinet doors, creating a high-end look without blowing the budget. Opt for a small sink to help save space

Hemsta pink lamp shade, £13; Docksta table, £130; Bernhard chair in white, £100; Realistisk oven in stainless steel, £250; Leftig extractor hood, £100; Grundtal wall shelf, £14; Metod/Maximera base cabinet with two drawers, from £111, all Ikea



▼ Measuring just 80cm x 50.8cm, this sink is perfect for a kitchen where space is at a premium

Michigan compact sink, £124, Rangemaster Sinks & Taps





# KITCHEN IDEAS



◀ The flat-backed design of these bins means that they can be placed against a wall or the side of a cabinet. The clever hinge ensures silent closing and means that the lid will open easily without hitting the wall

FlatBack+ pedal bin, from £126 for a 30L size, Brabantia



If you've no space for a full-height fridge, try this under-counter design, which is rated 'A+' for energy efficiency

RLA36 P larder fridge, from around £229.99, Hotpoint

▼ Pack everything you need into the space of a standard-sized unit with this clever appliance, which includes an electric oven, a six-place setting dishwasher and a ceramic hob. It's ideal for bijou kitchens or studio apartments

Trio oven, hob and dishwasher, £1,000, Candy



▼ At only 12cm wide, this mobile shelving unit will fit into even the tightest of spaces

Slimline kitchen storage trolley, £45, Store



▲ Save cupboard space by investing in a ceiling-mounted hanging rack to store pots and pans

Kitchen Craft master deluxe ceiling mounted wooden pot rack, £79.99, Robert Dyas



▲ Combine glossy cream units with smart, dark wooden worktops for a sophisticated look that will last

Options Plus Gloss Cream kitchen, from around £100 for a 100cm base unit, Benchmarx

► Both sides of this table can be folded down so that it won't take up too much room when placed flat against a wall, while the six drawers are great for keeping cutlery and napkins neat and tidy

Norden gateleg table, £150, Ikea





# We swapped a cloakroom

Glass bricks provided the solution to Elaine Colleton's problem as the retro-inspired



## Insider info

### WHO LIVES HERE?

Elaine Colleton and David Dunphy, run Dwell Living, a property development company. They moved into their west Oxfordshire, three-bedroom townhouse in 2011.

### WHAT DO YOU LIKE MOST ABOUT THE SPACE?

'The streamlined design, and black and white colour scheme. The fittings have a retro feel which hopefully will not date.'

### WHAT PART OF THE REFIT ARE YOU MOST PLEASED WITH?

'My friend Nady suggested using glass bricks to allow daylight into the room from the bedroom next door, and still preserve privacy, a great idea that works really well.'

### WHAT ARE YOUR TOP TIPS?

'I would always recommend under-floor heating in a walk-in wet area. And where possible utilise existing plumbing and waste, as we did.'

### WHAT WAS WRONG WITH THE OLD ROOM?

It was a small, dark room at the end of a corridor, that was rarely used.



Before



### CREATE A FEELING OF SPACE

A large mirror reflects light around the room giving a more spacious feel.

Creating a smart en suite shower room in a small space was part of a more major refurbishment, taking shape in the rest of Elaine Colleton's home. 'When we bought the house we knew we would have to improve the layout to suit our lifestyle,' says Elaine. 'Reconfiguring the rooms and using the existing space effectively was paramount.' In doing so the couple wanted to install a shower room next to the guest bedroom. 'The room was originally a small cloakroom at one end of a lobby on the first floor,' explains Elaine. 'We decided to amalgamate the two areas and design a new en suite for the adjoining bedroom.' Elaine's considerations for the room were, how to tank the shower area to make it watertight, install under-floor heating and importantly, because it didn't have a window, how to provide natural light. 'The main problem we had to overcome was how to achieve daylight in the room,'

explains Elaine. 'Otherwise it could look gloomy and always need the light on when in use.' A good friend of mine, Nady, has designed the interiors of several houses in the past, and she suggested that I should consider using glass bricks, as part of the dividing wall between the adjacent bedroom.' The room is at the front of the house with windows along one wall and fortunately they provided sufficient light, through the glass bricks. 'We were thrilled with the effect,' says Elaine. 'I chose a black and white colour scheme and retro-style sanitaryware, with a hint of the 1920s for a simple, timeless quality.' A large mirror opposite the partial glass wall reflects light around the room, enhancing the feeling of space. 'The challenge was to design an attractive, practical shower room, and to incorporate daylight if possible, and I am pleased to say we have achieved our aim and are delighted with the result,' smiles Elaine.



# for an elegant en suite

wet room is now filled with natural light



## KEEP IT SIMPLE

The two-tone colour scheme has an unfussy, timeless quality. The retro inspired fittings are the perfect scale for the size of the room.



## ATTENTION TO DETAIL

The style of the chrome fittings are the perfect choice for the 1920s-inspired basin and are in keeping with the rest of the ironmongery chosen for the room.

## CHOOSE CLASSIC STYLING

The polished chrome-plated shower head adds a stylish touch and an energising shower experience.



## KEEP WARM

Under-floor heating can be more efficient, providing warmth to tiled floors and in some instances doing away with the need for radiators.

## ADD DRAMA

A glass brick wall can give a dramatic appearance to a bathroom, the opaque finish allows light through but still maintains privacy.



## SPACE FOR TOWELS

The sleek washstand incorporates a rail for a small hand towel and the glass shelf provides extra storage for newly laundered bath sheets.

## SHOPPING LIST

Savoy Victorian basin and washstand, £369; Savoy low level flush WC, £339; similar heated towel rail, £29; water can shower head and hand shower, £549, all Bathstore. Shower screen, £150, Moreton Bathrooms. Chapel Brick wall tiles, £31.34 per sq m; Victorian floor tiles in Dover White, £82.90 per sq m; Victorian floor tiles in Black, £66 per sq m, all The Terracotta Shop. Mirror, £70 per sq m, Witney Glass Company. For similar striped towels try, Lexington, from £8, Occa-Home. Similar soap dispenser, £12; similar toothbrush holder, £7.50, both M&S. Similar wire storage drawers, £40, Debenhams.

**TOTAL COST: £2,386**



REAL  
BEAUTY  
IDEAL  
LUXURY



Ideal Standard, the leading provider of innovative and design-driven bathroom solutions has unveiled its latest breakthrough in bathroom design.

Introducing the stunning Dea bathroom suite. This new collection combines beautiful design and functional excellence. Dea embodies Ideal Standard's commitment to creating a beautiful use of space.

Dea has won multiple awards for Product Innovation and Best Bathroom Product.

Find your nearest exclusive Interiors dealer at [Ideal-Standard.co.uk](http://Ideal-Standard.co.uk) or call our customer services team on 01482 346461



A  
BEAUTIFUL  
USE  
OF  
SPACE



\* WIN! \* WIN! \* WIN! \* WIN! \* WIN! \*

# WIN! A bathroom makeover

We've teamed up with bathroom specialist BathroomTakeaway.co.uk to give one lucky winner £1,500, and one runner-up £1,000, to spend on bathroom products



With over 100,000 bathroom products in stock, BathroomTakeaway.co.uk makes buying a bathroom as easy as 1-2-3. Simply choose from the huge range of designer-quality styles, click to order, then sit back and let them deliver to your door.

All of BathroomTakeaway.co.uk's products provide exceptional quality and great value for money, so whether you're searching for a space saving solution or a luxurious upgrade on a budget, look no further than

BathroomTakeaway.co.uk.

As they work directly with the best bathroom manufacturers from around the globe, there are no middlemen, no showroom costs and no sales commissions, meaning that they can pass the savings directly on to you.

**Terms and conditions:** 1. Winner will receive £750 of BathroomTakeaway.co.uk vouchers and £750 of Pilkington's Tiles vouchers. 2. Runner-up will receive £500 of BathroomTakeaway.co.uk vouchers and £500 of Pilkington's Tiles vouchers. 3. Vouchers valid until 31st August 2016.

Visit [www.bathroomtakeaway.co.uk](http://www.bathroomtakeaway.co.uk) to find out more.

## HOW TO ENTER

For your chance to win, simply answer the following question:

**Q: What do you call a bathroom that's connected to a bedroom?**

A) En savoury B) En sugar C) En suite

To enter, call our competition line

**0901 819 0680\***

To enter online visit

[www.yourhomemagazine.co.uk](http://www.yourhomemagazine.co.uk)

To enter by text message text **YHCOMP4** followed by a space then your name, address and answer to **87080\*\***

\*\*Texts cost 50p, calls cost 30ppm\* and last approx. 2 mins.

**Closing date:** 31st August 2015 and three working days later for online entries.

### RULES OF COMPETITION ENTRY

\*Calls cost 30p per minute plus your network access charge and last approx. 2 minutes. Calls from mobiles may vary.

\*\*Texts cost 50p plus your standard network charge. This is not a subscription service. Lines close at midnight on 31st August 2015 and three working days later for online entries.

The winners will be selected at random from all correct entries received after the closing date. If you call to enter after the advertised closing date you will not be entered into the competition, but you may still be charged.

1. Hubert Burda Media UK may use your details to let you know about other products and services we think may be of interest to you. If you do not want offers from us, please end your text message with BURDA NO. 2. The competition is open to anyone in the UK over the age of 18, apart from employees of Hubert Burda Media UK, Spoke and any other companies or company employees involved in the competition. 3. Unless otherwise stated prizes include delivery

to the UK mainland but not installation or removal of existing appliances or products. 4. No cash alternative is available and products will not be changed or upgraded, but should the prize become unavailable Your Home has the right to offer an alternative prize. 5. Only one online entry per giveaway per person. 6. Winners must be willing to participate in publicity if required. 7. Proof of postage is not proof of receipt. 8. The Editor's decision is final and no correspondence will be entered into. 9. Unless otherwise stated prizes must be claimed within six months. 10. Holidays and breaks are subject to availability at the time of booking and unless otherwise stated do not include travel, insurance or extras. 11. Reproduction of this competition in whole or in part without written permission is prohibited. Hubert Burda Media UK reserves the right to prosecute any offending parties. 12. Allow 8 -10 weeks from selection for completion. 13. Entrants are asked to provide their full name and address when entering the competition. SP: Spoke - 0333 202 3390.



# Achieve a classic look in your bathroom

Choose from these great ideas to give your bathroom a touch of traditional style

If your bathroom seems lacking in character, why not consider a traditional scheme to add style and give it a little personality? A classically-styled suite is the perfect base for this look, but if you can't afford to splash out on replacing your existing sanitaryware, you can still achieve the same feel with a selection of carefully-chosen buys and the right accessories. Read on for some of our favourite ideas to suit all budgets.

Feature Lisa Hibberd



▲ Add warmth and character with these gorgeous patterned floor tiles

Devonstone tiles, from £30 per sq m, House of British Ceramic Tile

► Add a traditional floral print with a pretty shower curtain

Winter Garden print shower curtain, £15, M&S



▲ Combine smart, fitted furniture with a traditional suite and a patterned floor for a classic look with a modern twist

Belmonte basin and pedestal, £235; Belmonte close-coupled WC and cistern, £385; Belmonte acrylic single-ended bath, £349; Caversham fitted furniture, from £195 for a 32cm wall cabinet; Edgeware mirror, £195, all Heritage Bathrooms

▼ A slipper bath with ornate feet is the perfect addition – we love this affordable design



Park Royal slipper bath, £269.95, Better Bathrooms







**Vela three-light bathroom chandelier**, £99.95, Victorian Plumbing

▲ This gorgeous chandelier provides the perfect finishing touch. It's IP44 rated, meaning that it's safe for use in certain areas of a bathroom. Always double check that light fittings are suitable for where you plan to place them before you buy

► Update your bath and shower mixer with a sparkling new design

**Cambridge bath shower mixer tap**, £99.95, Better Bathrooms



**Blenheim acrylic single-ended bath**, £400; **Blenheim three-taphole basin and pedestal**, £490; **Blenheim close-coupled WC and cistern**, £421; **oval swivel mirror in chrome**, £150, all Heritage Bathrooms. **Swan Lake wallpaper**, £64 per roll, Nina Campbell

Team a classic-style suite with a show-stopping wallpaper for a stylish scheme that will stand the test of time



▲ Team brick-shaped wall tiles with a traditional basin to complete the look

**Laura Ashley Artisan tiles**, from £80 per sq m, House of British Ceramic Tile

► A smart monochrome scheme works well for a traditional feel, while 'his and hers' basins are the ultimate in luxury if you have the space

**Granley Deco basin and pedestal**, £340; **Gracechurch basin pillar taps**, £90; **arched mirror in chrome**, £145, all Heritage Bathrooms

▼ These glass accessories will make a pretty display

**Ribbed soap dispenser**, £8; **round tumbler**, £6; **medium pressed glass jar**, £14, all the Holly Willoughby range for Bhs







CORELLE

The Perfect Lightweight  
tableware for indoor  
& outdoor dining

**Now Available at**

prices from only £49.99 for a 16pc set



(Order online at [www.argos.co.uk](http://www.argos.co.uk) and have your brand new Corelle set delivered to your door or collect from your local Argos store.)

Made in the USA from a Unique Glass called Vitrelle, Corelle is renowned for being Thin and Lightweight yet amazingly Strong and Durable. Every piece of Corelle Dinnerware is Break and Chip resistant, making it perfect for indoor and outdoor dining, proving beauty can be tough.

Available in a wide selection of attractive patterns and shapes from traditional to classical to contemporary, Corelle gives you a number of Benefits other brands just can't offer. Special features include:

- ✓ Thin and Lightweight, Corelle is designed for easy handling. Perfect for everyday use as you no longer have to carry those heavy stoneware or porcelain plates around.
- ✓ Chip and Break resistant for carefree use and durability, Great for indoor and outdoor dining.
- ✓ Stain resistant and easy to wash, watch how even the toughest of food stains just wash off Corelle's super non-porous surface leaving your plate looking brand new
- ✓ Scratch resistant, Use forks and knives without worrying about scratching the surface of a Corelle plate. Be amazed how they look even after years of use.
- ✓ Long lasting patterns that won't wash or wear
- ✓ Compact storage, no other tableware is as space efficient in your kitchen cupboard.
- ✓ Microwave, Dishwasher and Oven safe for versatility. Unlike melamine plates you can re-heat your food directly in your Corelle plates and bowls. Great if you have been dining outdoors and the food has gone a little cold.
- ✓ 3 Year Limited Warranty

With Strength & Style, Corelle adds a touch of elegance to your indoor and outdoor dining experience. Designed to make an impact and take one.

For more information on Corelle or to see our full range of designs please visit [www.worldkitchen.co.uk](http://www.worldkitchen.co.uk) or call us on TEL: 020-8795-5712

(Note: All Corelle 16pc sets include stoneware or porcelain mugs)



**Transform  
your staircase in  
as little as one day**

- Contemporary and classic styles available
- Timber, glass and steel
- Pre-finished products
- Refurbishments or new flights
- Free, no-obligation design service
- Nationwide service
- 5 year guarantee as standard
- Flexible payment terms available

Follow Abbot Wade  
@StairRenovation



Abbott-Wade Ltd   
QUALITY ASSURED JOINERY

Tel: 01744 634 442 [www.abbottwade.co.uk](http://www.abbottwade.co.uk)  
The staircase specialists since 1996



# Make it easy!



The sun is out and we're going to make the most of it by hosting some fabulous garden parties – why not join in with these gorgeous crafty creations? From a DIY deckchair, to wine glass charms, decorations and more, we've got all bases covered – plus striking striped storage for stowing it all away afterwards!



*Sew a stylish deckchair sling that's perfect for summer*



*Create your own garden party decorations*



*Learn to fit and fix your own wooden doors*



*Revamp an old tea chest into clever storage*

*Our experts solve your DIY queries*





# ✂ Make, do & craft ✂

Celebrate summer with these garden party ideas

## Butterfly glass charms

These pretty wine glass markers will let you keep track of your drink and they look so beautiful too

### Top tip

Make sure to give each charm a slightly different look so you can tell them apart once they are in use.

### SHOPPING LIST

- 15cm florist's wire per charm ● wire cutters
- pliers ● thick marker pen ● seed beads in a variety of colours ● Bijou key and lock charms, £2.50 per pack of five, Hobbycraft
- 5mm jump rings, £2.50 per pack, Hobbycraft ● feather butterflies, £2.50 per pack of six, E-crafts

**1** Cut a 15cm length of florist's wire. Using jewellery pliers, bend one end of the wire into a tight loop, keeping it as flat as possible. Gently wrap the wire once around a marker pen or other thick cylindrical object until it forms a loop – do not cut away the excess wire yet.

**2** Thread beads onto the charm. Once you are halfway around the loop, thread a charm onto a jump ring and place it onto the wire. Continue adding beads until you reach the end of the loop. Cut away any excess wire, leaving 2cm intact after the beads finish. Bend this 2cm around onto itself to create another tight loop, as at the beginning of the wire.

**3** Thread the wire attached to the feather butterfly through the jump ring that was used to attach the charm. Twist it around itself and the jump ring several times until it feels secure. Trim away any excess and tuck any sharp wire inwards underneath the beads.

**Flower Power** mini tin of biscuits, £30; **Vintage Birthday** biscuit tin, £39.50; **Flower** cupcakes, £27.50 per box of six, all Biscuiteers. **Tarno** table, £15, Ikea. **Navigate** Hothouse stacking wine glasses in teal, £3.50 each; **handmade** Martini glass with gold rim, £4, both John Lewis. **Mimosa** melamine side plate, £3, Habitat





## Butterfly garland

Add some hanging decorations with this sparkling paper garland

### SHOPPING LIST

- magazine pages ● pen ● scissors
- cardboard ● glue stick ● sequins ● hot glue gun
- needle and embroidery thread

**1** Download and print the Paper Butterfly template from [www.yourhomemagazine.co.uk](http://www.yourhomemagazine.co.uk) or send a stamped SAE to Your Home August Paper Butterfly Template, Hubert Burda Media UK, The Tower, Phoenix Square, Colchester, Essex, CO4 9HU. Use the template to cut several butterflies from floral magazine pages.

**2** Glue the magazine butterflies onto sheets of card, and cut them out once again. Glue them into pairs, with card sides facing – this should strengthen the butterflies. Using a hot glue gun, decorate each of them (front and back) with sequins.

**3** Using a needle and thread, sew a long straight stitch through the centre of each butterfly, so that they are joined together into a garland. Tie the thread off before and after each butterfly to keep them safe and secure.

### Top tip

Bend the wings of each butterfly to give them a 3D look.



## Floral pompoms

These paper decorations are low-cost and quick to make and really add a party feel to summer celebrations

**1** Stack four sheets of tissue paper in a pile, then fold in half. Cut along the fold so that you have eight separate sheets, all stacked up. Fold them, concertina-style, into inch-wide sections. Once you reach the end of the paper, staple twice through the middle of the paper to hold it together. Cut and tie a length of string or thread around the centre of the paper – this will be used to hang the pompom once finished.

**2** Using scissors, trim the short edges of the folded paper down to curves – this will create the 'petal' shape. Making sure to keep the thread or string tail untangled, gently pull the paper layers apart and fan them out to create the pompom shape. This may take some time – do it gently to avoid tearing the layers.

**3** Cut a selection of blooms from faux flower stems and, using a hot glue gun, stick them to the petals of the pompom, making sure they aren't too heavy to be held up by the paper. Repeat to stick small feathered butterflies into place. Finally, use the string or twine attached to the centre

### SHOPPING LIST

- four sheets of tissue paper per pompom ● stapler ● thread or string for hanging ● scissors ● faux flowers, from a selection at Dunelm ● hot glue gun ● feather butterflies, £2.50 per pack of six, E-crafts

### Top tip

Cut the layers of tissue paper down to smaller sizes to create smaller pompoms – the width of the paper will dictate the width of the finished pompom.





# Furniture facelift

Create storage and a seat in one with this fun furniture project


**T**ea chests are very on-trend at the moment and can be found in both second-hand stores and online auctions. We liked the original printing on the side of this chest and so decided not to disguise the body of the wood, instead we opted for a simple painted stripe design. We over painted the stripe with a colourful barcode paint effect. An upholstered lid adds another colourful touch and allows the crate to have two uses – as great storage and as an occasional seat.

## You will need



✓ tea chest ✓ sponge and soapy water  
✓ masking tape ✓ paint brush ✓ white paint ✓ plate or paint pallet ✓ acrylic paints ✓ scissors ✓ 18mm MDF cut to the same size as the top of the tea chest ✓ 2" foam cut to the same size as the top of the tea chest ✓ 70cm wadding ✓ 70cm snooker stripe fabric, £28 per m, The Stripes Company ✓ staple gun and staples ✓ piano hinge ✓ screws ✓ screw driver

**1** Start by wiping the tea chest inside and out with a sponge and soapy water to clean it, then leave to dry.

**2** Use strips of masking tape to mask a 3.5cm horizontal band, running around the outside of the tea chest, a few centimetres from the bottom of the chest. Paint the area between the two tapes with a coat of white paint. Leave to dry.



Before



**3** Once completely dry, stick small vertical strips of masking tape on top of the white horizontal stripe. Vary the distances between the vertical strips to create a barcode effect. Paint the gaps between in various colours to match the fabric you've chosen to cover the top of the chest. When the paint is dry, remove the strips of vertical tape and place a few more along the band and repeat adding some more colours.

**4** Use a pair of large sharp scissors to cut the wadding and fabric to size – cut them both approximately 12cm bigger on all sides than the cut MDF base, this will allow enough fabric to pull around the seat top.

**5** Make the seat. Place the MDF down on your work surface, then place the foam directly on top. Next, add a layer of wadding, then finally the fabric on top, with right-side facing outwards. Turn the whole stack over so the MDF is facing you.



**6** Use a staple gun to fix the fabric to the MDF. Start by applying one staple on each side of the MDF, pulling gently as you work to stop the fabric from bagging. Add a few more staples at either side of your first, avoiding the corners for now. Turn the seat over and check you are happy with the look of the cushion – you can undo the staples and reapply if you wish to loosen or tighten the tension of your fabric.

**7** Fold the fabric neatly at each corner, any excess can be cut away for a neater finish. Staple the fabric into position as you work.

**8** Lastly, add the piano hinge to the underside of the MDF seat top. You can cut the hinge to size if needed using a hacksaw. Open the hinge and place it in on one side of the MDF, screw in place at each end and then add more screws along the length of the hinge. Place the lid (with MDF side facing upwards) alongside the tea chest and screw it to the edge of the chest to secure – a helper is useful for this final step.



## Top tip

Hand mix acrylic paints to make custom colours to match your fabric choices perfectly.





# Sew simple

Relax in style with this DIY deckchair

Summer is upon us and what better way to spend it than laying back in the sunshine and taking a rest? This deckchair seat, pillow and pocket set is simple and quick to stitch up in any sturdy fabric – we've opted for a thick Ikea cotton but any canvas, cotton or even oilcloth could work.

## You will need


- 0.5m Stockholm fabric in Fern, £6 per m, Ikea
- Maui oak deckchair frame with arms, £40, Habitat
- tape measure
- scissors
- 5m floral bias binding, Habico
- iron
- sewing machine
- thread
- 0.5m Stockholm white and yellow fabric, £6 per m, Ikea
- green felt
- Alphabet Stencil Book, from £16.99, Amazon
- pencil
- Glu & Fix Sew Simple fabric glue, Bostik
- embroidery needle and thread
- 50cm Velcro

**1** Create the main sling of the deckchair. For this, we used half a metre of Ikea's Stockholm fabric in Fern, it's a thick cotton with a bright summery print. Cut your fabric to measure 50cm wide x 150cm long – half a metre of the Stockholm fabric should fit exactly.

**2** Bind the edges. Cut two 150cm lengths of floral bias tape, and press each in half lengthways. Place each around one long edge of the sling, and pin into place. Machine stitch along each, around 1cm in from the edge. Fold 1cm along each of the shorter edges of the sling over to the wrong side, and press. Fold over again by a further 5cm, then pin and stitch along the fold to create a channel.

**3** Start the pillow. Cut a 26cm x 45cm rectangle from yellow and white Stockholm cotton. Fold it in half – this is your basic cushion shape. Using a set of stencils from The Alphabet Book, draw the word 'relax' onto green felt, reversing the stencil so each letter is backwards. Cut out using scissors, turn them over and glue to the centre of the pillow front.

**4** Using an embroidery needle and red embroidery thread, work a straight running stitch around each of the letters, just inside the edge of the felt. This will both decorate and make sure that they are secure.



**5** Fold the pillow in half with right sides facing, and machine stitch up each of the side edges, leaving a 1cm seam allowance. Turn right-sides out, and press the top raw edge over to the wrong side by 1cm all around. Stuff using cushion filling, then pin the top edge closed.

**6** Pin the pillow into place at the top of the sling. Position it 2cm down from the stitched channel of the sling, then machine stitch across the top of the pillow, both closing the open edge of the pillow and securing it to the sling.

**7** Make the pockets. Cut two 25cm x 37cm pieces of yellow fabric, and two 25cm x 17cm. Stitch a 1cm double hem along one 25cm edge of each piece. Pin each of the smaller rectangles on top of one of the larger ones, aligning the bottom and side edges with right-sides up. Round the bottom corners off, keeping the fabrics pinned together.

**8** Cut the remaining bias tape in two and press each piece in half lengthways. Fold it over the curved edge of each pocket and top stitch into position, securing both layers of yellow fabric as you sew. Finally, cut two 25cm pieces of Velcro and stitch each to the back of one pocket, positioning both halves so that the top of the pocket can be draped over and around the arm of the deckchair and secured into place.



## Top tip

If you are using your own deckchair frame, make sure to adjust the width measurement of the sling to fit accordingly.



Maui oak deckchair frame with arms, £50, Habitat. Tarno table, £15, Ikea. Miami long drinking glass, £3.50, John Lewis



# Girls' Guide to



Make an entrance with our guide to fitting an internal door

## Top tip

Once you're happy that the door is the right size and shape for the frame, use sand paper to smooth any rough edges, especially if you've used a saw to cut down the height of the door.







**1** Firstly, you'll need to make sure that the door is the right size for the frame. There should be a 3mm gap all the way around. If the door is slightly too wide and so is catching on the side, mark with a pencil where the door is catching the frame and plane the edge a little at a time. If the door is catching the floor, mark a line that's 3mm from the bottom edge of the door and cut along this line with a saw or use a plane.

Doors are something you use countless times every day, so it's not only important that they enhance the look of your home, but also that they're fitted correctly and can open and close with ease. Once your door is fitted, why not make a feature of it by painting the door's edge in a bright or contrasting colour to really make your entrances pop?



**2** Now that the door is the right size, you need to work out where the hinges are going to sit. A good tip to make sure there's a big enough gap at the bottom of the door is to place an open paperback book underneath it to support the door while you make your markings. You can get the exact height you need by adding or taking away pages. Once you're happy with the height, use a pencil to mark the exact position of the old hinges.



**3** Lie the door on its side and position the new hinges on the marks you've just made. Hold them in place securely and draw a line all the way around them, making sure you also mark the depth of the hinge onto the front edge of the door.



**4** Use a mallet and a chisel to make a cut at each end of the hinge position, very slightly outside of the line edge. Then chisel along the pencil line that marks the length of the hinge, all the time cutting to the depth of the hinge that's marked on the front edge of the door.



**5** Remove the marked wood with a chisel by making slots along the wood as shown above. Take extra care not to split the wood in the process.



**6** Gently use the chisel to remove the wood from the front edge, to the depth of the hinge.



**7** Once you're happy that the hinge fits comfortably into the hole, hold the hinge in place and mark the screw holes with a pencil. Drill small pilot holes first and then screw the hinges firmly into place.



**8** Now you just need to attach the new door to its frame. Position the door in the doorway and secure the other half of the hinges to the door frame by drilling small pilot holes and then using a screwdriver to tighten the screws into place.

### Toolbox treat

You'll need a chisel to accurately cut out the wood where the hinges will sit. This one is designed to be used on wood and comes with a blade protector for safe storage. When using the chisel to remove the wood make sure the bevel edge is facing towards the wood you're getting rid of.



**Powagrip wood chisel**  
26mm, £8.49,  
Wickes



# ASK THE EXPERTS

We answer some of your DIY and maintenance questions with a little help from the experts



**Q** I'd like to update my conservatory, and I'm fed up with the old-fashioned blinds which we inherited from the previous owners. Are there any more modern alternatives that I could look at? I don't have a huge budget so can't really afford to spend a fortune.

*Madeleine, by email*



**A** *Micky Calcott, Managing Director of The Window Film Company UK Ltd, has this suggestion...*

Although blinds and curtains are both popular options for conservatories, they can be pricey, so why not think about updating your space with window film instead? Our plain

Frostbrite film is ideal for conservatories as well as patio or French doors, as it provides privacy without blocking out valuable light. Consider applying plain frosted film along the bottom half of windows, then adding bands at the top for added interest. It's quick and easy to apply, and there are hundreds of different designs to choose from.

If you find that your conservatory becomes too hot to bear during the summer months, we also offer Solar Control films, which can be applied to glass or polycarbonate roofs, meaning that excess temperature and glare will be reduced, as well as almost eradicating the threat of UV damage – rejecting 95% of UV rays that hit the roof, while still allowing natural daylight into the room.

To see the full range of decorative and Solar Control films available visit [www.windowfilm.co.uk](http://www.windowfilm.co.uk).

**Frostbrite film and white printed film**, from £30, The Window Film Company

**Q** My kitchen bin has become a real issue in the warmer summer months. Due to recycling, it takes longer to fill meaning food waste is left for longer, causing bad odours and attracting flies. Can you suggest anything to help?

*Mrs E Knowles, Hampshire*



**Bin Buddy Kitchen**, £2.50, available at Tesco, Asda and Morrisons



**A** *Jack Abbott, Brand Manager at Bin Buddy, has these suggestions...*

- Keep the bin out of direct sunlight – waste will decompose more slowly, reducing odours.
- Keep the bin lid closed at all times. Maggots will only appear if flies lay their eggs on a suitable food source. If bins are kept closed, flies won't have the opportunity. It is also important to avoid leaving waste food lying around before putting it in the bin.
- Sprinkle Bin Buddy Kitchen into your clean, empty bin bag every time you change it. The unique formula works to absorb spills and kills nasty odours allowing your bin bag to last longer between changes.
- Clean your bin regularly, ideally weekly, being careful to clean all food residues as even a small amount of decaying organic matter can cause an offensive odour. Be sure to dry the bin thoroughly before replacing the liner as moisture trapped between it and the bin will prove to be an ideal breeding ground for fungus and other germs.
- Rinse all residue from recyclables so they don't attract flies and other insects.

**Q** I've recently moved into a new property which I am planning to renovate. Are there any ways in which I can introduce natural light into a windowless bathroom?

*Mrs Byrne, South Wales*



**A** *Grant Sneddon, Product Manager at Velux GB, has this suggestion...* Daylight is an important factor in how we design our homes and how we interact with them on a daily basis. Though it's not always possible to add windows to a room, there is another way to let in the light.

The Velux Sun Tunnel is the perfect solution for creating a brighter environment with light being reflected down the tunnel. It's available for either pitched or flat roof formats and can be installed in any part of the house with a maximum distance of six metres to the roof. Velux's New Generation version features a new transparent ring around the edge of the ceiling diffuser called Edge Glow. This allows for better daylight dispersion. The resulting natural light is more dynamic, more cost-effective and reduces energy consumption.

**Sun Tunnel**, from around £320 (installation costs dependent on installer), Velux







**Q** I am thinking of replacing my living room carpet – my husband is an electric wheelchair user so we definitely need something very hard-wearing – do you have any advice? Our colour scheme is quite neutral, with tones of taupe and grey.

*Mrs A Moody, Lincs*



**A** *Jeremy Garrish, Carpet Buying Director at Carpetright, has this advice...* You will need something hard-wearing and secure that won't move under the movement of the chair, as well as a surface that is easy to clean. We recommend carpet tiles, as these come in a variety of colours

and patterns which will allow you to be creative with your chosen style. Make sure that your fitter sticks the carpet tiles to the floor, this will help to prevent movement and if a certain area wears away faster then individual tiles can be replaced rather than a whole carpet.

Alternatively you could go for laminate or vinyl, both are easy to clean and provide a smooth surface. Laminate is a great option if you want the look of natural wood without the hefty price tag. If you consider vinyl, choose a good quality design that is recommended for heavy use. Again vinyl would need to be glued to the floor to avoid slipping.

To see Carpetright's range of carpet tiles and for more information visit [www.carpetright.co.uk](http://www.carpetright.co.uk).

**Champion Cord plain carpet tiles**, available in Anthracite, Beige, Brown and Blue, £3.99 per sq m, Carpetright

**Q** My wooden garden furniture is looking a little worse for wear after a few years of use – how can I bring it back to its former glory?

*Connor Andrews, Bucks*



**A** *Ben Thornborough, MD and Technical Expert at Protek, has this advice...*

Firstly remove any old coatings, dirt and algae by using a pressure sprayer or sanding. Once the wood is clean and dry you're ready to apply a fresh wood stain treatment. With Protek's Royal Exterior range there is no need to apply a base coat or primer. The only need for additional prep is if you have expensive softwood furniture that needs preserving against rot and fungi. Protek's water-based Wood Preserver offers all the protection you need and produces a great base coat for top water-proofing coats of Royal Exterior.

Garden furniture requires a high-quality, hard-wearing wood stain as it is subjected to high levels of wear and tear, exposure from the sun, weather, frost and sitting water on



horizontal surfaces. Protek's Royal Exterior is a superior wood finish that is suitable for softwood and hardwood surfaces so is perfect for this sort of job.

There are 58 colours in the Royal Exterior range so plenty of choice to suit garden design.

Prices start from £16.99 per litre, available at independent retailers and Protek's online shop – [www.protekwoodstain.co.uk](http://www.protekwoodstain.co.uk).

If you have a DIY or maintenance question, write to Ask the Experts, Your Home, Hubert Burda Media UK, The Tower, Phoenix Square, Colchester, Essex CO4 9HU or email [asktheexperts@yhmag.co.uk](mailto:asktheexperts@yhmag.co.uk)



# Your August checklist

Discover seasonal tasks for your home and garden

## ✓ IF YOU DO ONE THING THIS MONTH...

If you're lucky enough to be going away on holiday this month, we're sure you've already organised how you're getting to the airport and who's going to feed the pets, but what about the garden? Make sure all of your hard work doesn't go to waste with our handy tips.

- Mow the lawn as you normally would, preferably the day before you go on holiday, so it has as little time as possible to grow back before your return. You may be tempted to cut the grass super short, but don't. Cutting the lawn too short, especially if the weather is hot or dry, could cause your grass to turn yellow and the soil to dry out due to too much sun exposure.
- To make sure you don't come back to a garden that resembles a jungle, weed all flower beds and borders and clear out weeds that might be lurking in your patio or garden path. You should also deadhead any fully open flowers to encourage new blooms to grow while you're away.
- Move container plants into the shade where possible and ask a friend or family member to water them every few days to keep the soil moist. If this isn't an option, partly bury containers into shaded borders and thoroughly water the surrounding soil before you leave.
- Once you've finished tending to your garden, remember to securely lock up all of your tools and equipment in the garden shed before you leave. If your shed has windows it might be a good idea to hang a sheet or towel up against them to hide any valuable items from sight. Investing in a security light will not only scare off potential burglars, but is also a great deterrent for any unwanted animal visitors too.

### Top tip

Remember to cover up any garden furniture to prevent sun bleaching – or rust, if it rains!



## ✓ A neat idea

To help keep house plants alive and well while you're away, first soak a towel in water and lay this in the bath or sink, before placing your potted plants on top of it.

This should keep most plants happy until you come home and can pop them back on the windowsill.



Image iStock

## ✓ Essential buy for August

This plant pot from Ikea is not only a style statement but will also give even the most forgetful of gardeners show-stopping plants. Simply pour water through the lip in the bottom section of the pot and the plant will draw up all the water it needs through the two cotton wicks. Genius!



Sotcitron self-watering plant pot, £6, Ikea



Summer Sale now on.  
*Save up to 30%*



Chartwell 3 seater sofa was £669 - Now £499

*Kirkdale*

Call 01495 243999 or visit [www.kirkdale.co.uk](http://www.kirkdale.co.uk)



**zespoke**<sup>TM</sup>  
use **YOURH5** for an exclusive discount



OPTIONAL BI-FOLDING DOORS



CUSTOM COATED CURVED  
ALUMINIUM CORNERS

# VISTA PATIO ROOMS.

THE 21ST CENTURY  
REPLACEMENT FOR OLD-FASHIONED  
CONSERVATORIES!

**VISTA PATIO ROOMS.**  
COOL IN SUMMER.  
WARM IN WINTER!

**FREE** CELSIUS HEAT REFLECTIVE GLASS OR UNDERFLOOR  
HEATING ON **ALL ORDERS** THROUGHOUT AUGUST.

FOR A BROCHURE OR TO BOOK  
YOUR **FREE** SURVEY CALL:

 **0800 587 7144**

**VISTA**  
PATIO ROOMS  
[WWW.VISTAPATIOROOMS.COM](http://WWW.VISTAPATIOROOMS.COM)



Over 35 years of quality British craftsmanship  
Extensive fabric and customisation options  
Luxury 20cm deep easy roll-out sofa bed  
Exceptional value compared to the high street



The Appley 1, 2 & 3 Seater Sofa Bed in House Linen Peppercorn, from £393



Willow & Hall

Sofa Beds | Sofas | Beds

Call 0845 468 0577

or visit [willowandhall.co.uk/yourhome](http://willowandhall.co.uk/yourhome)  
to request free samples or a catalogue

## REMOVABLE, WASHABLE AND NOW EVEN MORE AFFORDABLE IN OUR SUMMER SALE



Newport sofa **was £439 - now only £329**

- No risk money back 21 day home trial
- 5 year hardwood frame warranty • Delivered direct from our factory to your living room
  - All made in Great Britain • Delivery within 4 weeks
- Over 20 sofa designs in fabric and leather • Direct from the manufacturer prices

For a free brochure call  
**01685 844944**  
[www.oakridgedirect.co.uk](http://www.oakridgedirect.co.uk)

**OAKRIDGE**  
SOFAS & CHAIRS DIRECT



# Reader homes

Turn the page to find out the best ways to add value to your home



**92** Steph filled her Victorian terrace with vibrant colour



## Show off your hard work in *Your Home*

Have you just finished decorating your home? If so we'd love to see your photos and, who knows, your home may be featured in a future issue. Please send photos to Laura Higgins, Your Home, Hubert Burda Media UK, The Tower, Phoenix Square, Colchester, CO4 9HU



**88** Gaynor Thomas' seaside renovation was a dream come true



**74** Claire Hantrais was inspired by the coastal surroundings

**80**

Liz Nolan gave her new-build property plenty of character



FIND MORE INTERIORS TO INSPIRE YOU AT [WWW.YOURHOMEMAGAZINE.CO.UK](http://WWW.YOURHOMEMAGAZINE.CO.UK)





# Our house is full of childhood memories

Clare Hantrais drew inspiration from nature when she renovated her family's cottage by the sea

Clare Hantrais has special childhood memories of her cottage in Runswick Bay. 'I grew up here and had the most wonderful childhood playing on the beach, fishing, boating and rock pooling to my heart's content,' she says. 'It's a magical place. So when my parents bought the cottage to renovate in the

early Seventies it was done with future generations of our family in mind.'

The cottage was one of the first fishermen's homes to be re-built following a major disaster in 1682, when most of the cliffside village fell into the sea. In recent years a seawall was built to prevent a similar disaster happening again, and the

cottage is a landmark property among the maze of narrow alleyways and back streets, which make Runswick Bay so attractive to tourists.

'You get used to people walking by or stopping to have a chat while you are sitting outside on the patio having breakfast,' says Clare. 'Although many of the properties >





✦ Clare often browses the local galleries and antique shops to find accessories with subtle coastal references. 'I like anything made out of natural or tactile materials such as wood, stone and glass,' she says



✦ The SCS sofa divides the living space and creates a cosy sitting area by the fire. The coastal range of cushions from Next add to the subtle theme of the room. Clare bought the dining table and chairs, armchairs and coffee table from Ikea

## Good idea!

Clare has used a similar combination of colours throughout her home, giving the property a harmonious look and feel.

✦ Clare bought patio furniture from a garden centre so that the family can watch the sun go down while they tuck into a fresh fish supper, or enjoy an early morning coffee while chatting to passers-by



## COME ON IN...



### THE HOME

Fuchsia Cottage, a three-bedroom former fisherman's cottage, believed to date back to the 1700s, in Runswick Bay, north Yorkshire. It was bought by Clare's family in the early 1970s

### WHO LIVES HERE?

Clare Hantrais, her husband Julian, and their children Maddy, 12, and Laura, 10.

### WHAT'S THE BEST THING ABOUT YOUR HOUSE?

'The cottage faces the wide, sweeping bay so it has some of the best sea views.'

### WHAT WAS THE BIGGEST CHALLENGE?

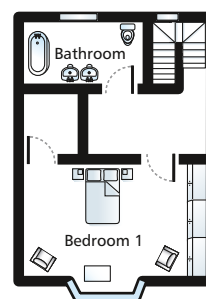
'Reflecting the coastal location in the décor without making it too obvious.'

### WHAT IS YOUR FAVOURITE ROOM?

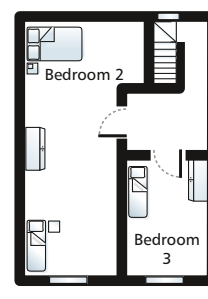
'I love cooking locally caught fish so it would be the kitchen. And I like the fact that I can look out over the bay while I'm cooking!'

### WHAT ARE YOUR TIPS FOR DECORATING A COASTAL PROPERTY?

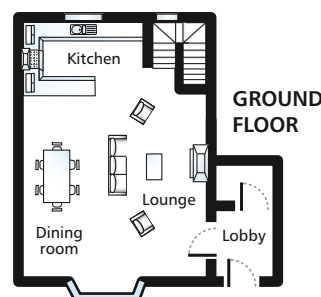
'Keep it light and subtle to reflect the natural tones of sky, sea and sand.'



FIRST FLOOR



TOP FLOOR



GROUND FLOOR

For stockists see page 120





## Good idea!

Clare wanted to keep hints of the cottage's history. 'I wanted to show how the property has evolved. The fireplace is a nod to a significant period in its life.'



▲ Clare invested in designer fabrics, including the Colefax and Fowler window seat cushions, which inspired the colour scheme of the room. Clare decided to keep the original cupboards under the seat, along with the stone fire surround built by her parents, as part of the integral character of the cottage. The curtain fabric is Sark by Manuel Canovas

'They loved the place so much that even though it was cold, damp and dreary when they bought it, they were happy as kings to sit among the rubble, eating bowls of soup and admiring the view,' says Clare. 'Access to some properties is really difficult in Runswick, but luckily the road leads to our front door and there is a turning point right outside the cottage which vehicles can't get beyond, so it's possible to get building materials in and out without too much fuss.'

The cottage was eventually decorated and furnished in what was then a fashionable Seventies-style and remained that way until Clare inherited the property five years ago. 'By this time it was looking quite dated and I wanted to put my own personality into it,' she says. 'It needed a new kitchen and bathroom and redecorating. I also wanted to paint



◁ are now run as holiday lets, there is still a great community atmosphere here. It's a beautiful place. I wanted our children to have the same pleasures and opportunities that I did as a child growing up by the sea.'

Clare distinctly remembers her parents stripping out the cottage and renovating it, turning it from a cold, damp house without hot water or central heating, into a warm, cosy home with all mod-cons.



the beams, which were black and old fashioned. I was keen to make the place look light, spacious and airy using light, modern tones and natural textures.'

Clare and her family were living near London at the time so she enlisted the help of designer and property developer Karen Stephenson to oversee the work, which included installing the new bathroom, taking out a wall between the kitchen and sitting room and adding a support beam, fitting new kitchen units and blocking off part of a corridor on the first floor to create an en suite to the main bedroom.

'I wanted it to be a practical, homely family house,' says Clare. 'Fishermen's cottages are traditionally small with low ceilings, so you spend half your life having to duck through doors, whereas this is quite high and spacious. I wanted to emphasise this with flexible living areas. The top floor has become the children's area, the first floor has the main bedroom and family bathroom, and the ground floor is for the whole family, with doors out to

✦ **Getting big furniture into the house was a challenge. Larger items had to be carried round the back of the house and brought in through a door at the bottom of the stairs, but Clare and Julian had to cut the legs off the bunk beds to get them to the top floor. The blind, made with fabric from Falcon Fabrics, adds a splash of colour to the room, while the chair is from Ikea**

**'I love the fact that the children have this wonderful playground on their doorstep.'**



a small garden at the back and a sunny patio at the front. I did consider covering up the black ceiling beams downstairs but decided to keep the height in between them and paint them white instead.'

Clare wanted to avoid a predictable coastal décor of blue and white stripes and seaside ornaments, but she was keen to reflect the colours and character of its stunning location. 'I went for subtle, natural colours and textures which echo the lovely coastal light, the earthy tones of the rocks, cliffs and moors, and the muted blues and greens of the sea,' says Clare. 'I used the curtain fabric as the inspiration behind the colour scheme of each room.'

Once the basics were in place, Clare added a few carefully chosen accessories, and re-framed some of her mother's ▷


✦ **Although the Howdens kitchen overlooks a steep hillside garden at the back, the main view from the preparation counter is across the sweep of Runswick Bay. 'I love the fact that the kitchen, although small, is part of the family room and that I can be preparing a fish supper while enjoying one of the best views in the county,' says Clare. She chose a dark wooden worktop from Howdens and tiles from CTD Tiles to contrast with the units**





## Good idea!

Black beams on the ceiling can make a room look small. Paint the beams a soft shade of white to 'lift' the ceiling without losing the character.



▲ 'I didn't see the point in replacing things for the sake of it, so I painted the pine wardrobes to bring them up-to-date,' says Clare. The sea view is so beautiful that Clare arranged the bed, from Simply Beds, and two Ikea tub armchairs so they look out over the bay. 'I love having a coffee in bed and being able to watch the sea,' says Clare. The curtains, made by Clare's sister-in-law from Cabbages & Roses fabric, are extra-long to create a luxurious touch

✦ 'Storage is king' is Clare's mantra, which is why she kept the built-in wardrobe in the attic bedroom and used it as a way of creating extra sleeping space. 'With a double bed on one side and pull-out single beds on the other, this room is perfect when we have friends with children to stay over,' says Clare. The throws and cushions are from HomeSense and Next

then cooking fresh fish, and sitting on the patio to eat it overlooking the bay. Runswick Bay has its own micro-climate, complete with palm trees, so it feels as though we are abroad rather than on the north Yorkshire coast. It's like being on holiday all year round.'

But changing circumstances mean Clare and Julian are having to let Fuchsia Cottage until they are in a position to move back to Yorkshire. 'It will always be our home,' says Clare. 'All my best childhood memories are here in Runswick Bay and hopefully our children, who will inherit the cottage one day, will feel the same.' **YH**

◁ paintings of the village that used to hang on the walls when Clare was little. 'I like these references to the past,' says Clare. 'I was in two minds about taking out the stone Seventies fireplace, but decided it was a major feature of the property's history. The mantle is actually made by The Mouseman so that was always going to stay. In the end I decided to work with it.'

Now the revamped cottage is complete, Clare and her family spend most of their time there recreating the childhood memories which made the property so special to Clare all those years ago. 'I love the fact that the children have this wonderful playground on their doorstep,' she says. 'There is nothing we like more than spending the morning on the beach,





'I went for subtle, natural colours and textures which echo the lovely coastal light, the earthy tones of the rocks, cliffs and moors, and the muted blues and greens of the sea.'

▼ Clare loves the unfitted style of the bathroom, which includes fittings from Victoria Plumb. Designer Karen Stephenson found the wood that forms the sink stand in a reclamation yard and fitted sinks on top. The tiles are from CTD Tiles. Clare found the mirror in an antique shop, 'I wanted something solid and substantial to reflect the general style of the bathroom,' she says



### Good idea!

The modern bathroom has been given a rugged, weathered edge with a basin stand made from a chunk of polished, unlevelled wood, which rests on a simple wooden stand.

## 5 IDEAS TO STEAL



### BLUE HUES

Incorporate soft sea blues into your décor just like Clare has done throughout her home.

Heart embroidered cushion, £12, Next

### BLACK AND WHITE

Hang artistic photographs of coastal scenes, or even head out with your camera and frame a few of your own.

Set of four chrome capped photographs, £120, Next



### BESIDE THE SEASIDE

A few nautical touches will reflect the location of a coastal home.

Classic English sailing boat model, £45, The Nautical Company



### MUTED TONES

Clare has used plenty of seaside-inspired stripes in her home, as well as muted sandy tones.

Ombre stripe rug, 120cm x 170cm, £90, Tesco

### HOME COMFORTS

Keep sofas and beds warm and cosy with the addition of a taupe throw.

Stonewash taupe throw, £59, Marquis & Dawe





# The whole of our house is filled with light

Liz and Padraig Nolan made sure that their new-build home made the most of the views of the countryside

With two small children, Liz and Padraig Nolan were finding their 1970s house in Drogheda a little cramped. They needed more space and when Liz's parents offered them a site for building a new house, it sounded like the perfect solution. Both Liz and Padraig are from farming backgrounds and Padraig in particular relished the idea of a move back to the open countryside. Liz was a little

sorry to leave a good neighbourhood and her lovely neighbours, but loved the idea of building their own home.

Their architect, Kieran Lally, helped to select the best site for building and the couple gave him a brief for the design of their new home. 'The site is beautiful, in rolling countryside and we wanted to take full advantage of that by building a house that looked outwards, with glazing



*Good idea!*

Liz had a seating area created by extending the worktop, leaving space to tuck away stools.





✦ Liz enjoys sitting at the marble table from Arnotts, to browse her cookery books for new ideas. The yellow Tolix-style chairs are from Harvey Norman and the bookcase is from Hi Style

The couple wanted a large, open-plan family area on the ground floor to encompass living/kitchen/dining, and a smaller, separate quarters with living room and bedroom with an

to frame the views and rooms following the path of the sun, so that the whole house is filled with light,' explains Liz. 'Our bedroom faces east for the morning light, the family area has south and west light and the living room east, west and south light.'

✦ Liz's smart, hardworking, kitchen was designed and supplied by Robert Mooney Custom Built Furniture. The Tolix barstools were found on eBay. The limestone floor tiles throughout the main living area are from The Natural Tile and Marble Company

en suite for guests or, longer term, parents or teenagers. Architect Kieran Lally came up with the proposal of the double-height living room with a mezzanine library area, an idea which the couple loved.

'We had saved quite a lot towards the build and we allocated our budget carefully,' says Liz. 'Then once the bones of the house were there, I also started to put together the elements of the décor, bit by bit, so that they would be ready when the build was finished. For instance, I had the windows measured roughly for the curtains, agreed the fabric and ▶



✦ The large dining table is from Arnotts and is fantastic for entertaining friends and family. The contemporary chairs are from Cult Furniture



## COME ON IN...

### THE HOME

A four-bedroom architect-designed new-build, in Termonfeckin, Co. Louth, completed in 2013.

### WHO LIVES HERE?

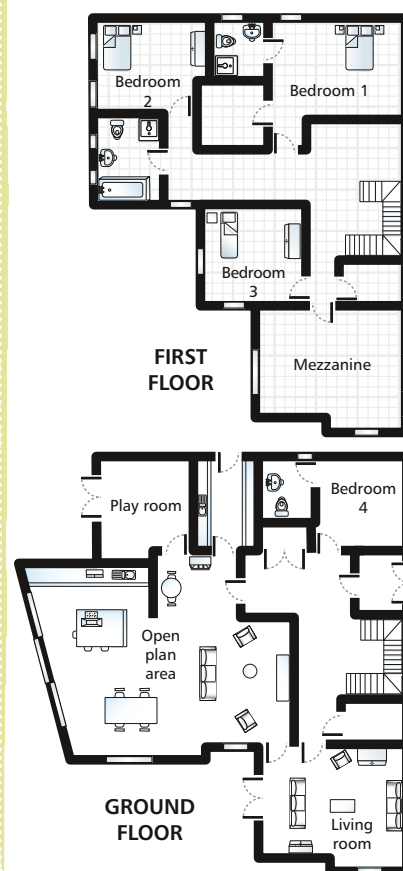
Liz Nolan, a catering manager, her husband, Padraig Nolan, a telecommunications consultant/engineer, their children, Conor, seven, and Ellis, four.

### ANY BARGAIN FINDS?

'The two armchairs in the living room were bought in a charity shop for £40, we had them reupholstered for £75.'

### WHERE DO YOU SHOP?

'We love to pick up bits and pieces on travels, we honeymooned in Malaysia and ended up bringing home five lamps in our cases!'



For stockists see page 120



'This is the grown-ups' room – we like to sit with a book or the Sunday papers and enjoy the quiet.' The armchairs were bought in a charity shop and reupholstered. The sofas, rugs, and the walnut flooring are all from Wogan's Interiors in Drogheda, while the coffee table and display cabinet are all from Hi Style in Drogheda. Liz has accessorised with cushions and throws from TK Maxx, Ikea and Murtaghs of Drogheda



✦ The mustard-coloured side table is from TK Maxx, while the coffee table and glass console table and glass display cabinet are all from Ikea. Liz found the glass table and armchair from Hi Style

'This is a very lived-in house, not at all precious, but warm and welcoming.'



✦ 'Our architect designed the stairs and recommended two tradesmen and between them they came up with a beautiful feature.' The stairs were designed by Kieran Lally, and the steel and glass elements were supplied by Peter Martin Engineering in Newry, Co. Down. The timber treads and bannister are from Fitzsimons Staircases, Kells, Co. Meath






◁ price, and then paid them off a little at a time so that all that was left to do was for the final measurements to be taken; the curtains were already paid for when it was time for them to go in. It's impossible to do too much research! Once the build starts, things happen very quickly. I never imagined for a minute or thought about how I wanted the windows to open! Sometimes these decisions are needed much earlier than you expect.'

The kitchen was a very important part of the house for Liz, a catering manager by profession, who loves to cook and entertain. 'Because I have a catering background, I prefer a very clean-cut kitchen to work in, with good storage and absolutely no clutter', says Liz. 'I also knew that I wanted the units in a strong grey colour, I love both the colour and the way that other colours pop against it.' Robert Mooney Custom Built Furniture was a fortunate recommendation for Liz,

➤ 'This area isn't finished yet, I would like to have a nice sofa to sit on and relax while looking at the view.' The carpet throughout most of the house is from TC Matthews Dunleer, and the green Eiffel chair was found at Cult Furniture

she found the company first-class with very high standards. 'Robert was great to work with, full of interesting ideas and completely committed to the project. We worked the whole thing out together, and I really am so happy with the result,' says Liz. ▷



### Good idea!

Liz has complemented designer pieces with high street finds, such as cushions from Homebase and Ikea.

▼ Liz's pink Terrance Conran sofa takes centre stage in the TV area, alongside an Eames chair from Cult Furniture. The Arco lamp was a gift





‘The site is beautiful, in rolling countryside, and we wanted to take full advantage of that by building a house that looked outward.’



Liz used a deep navy and cream Orla Kiely wallpaper and velvet curtains, from Murtaghs of Drogheda, for a rich, luxurious feel. The bedside tables, bed linen and throws are all from Ikea, while the Boxer cushion is from TK Maxx



► The wallpaper in the guest bathroom is Trip from Albany's Festival collection, from Wallpaperdirect.com. The basin, vanity unit and WC are all from Fieaga Bath and Tile. The floor tiles are from The Natural Tile and Marble Company and the chandelier was bought at Homebase

◄ Liz found the bathroom suite from Fieaga Bath and Tile in Drogheda. The grey floor and wall tiles are both from The Natural Tile and Marble Company, also in Drogheda. Brightly coloured towels from Ikea complement the scheme







'We kept Conor's room very simple as boys' interests change quickly; two years down the line he has probably really grown out of it already. Our next project will be to update it to his new interests, like football!' Liz picked up the bed, red rug and tote bags from Ikea. The red rocker chair is from Cult Furniture

*Good idea!*

Liz has kept the majority of the décor very neutral, adding vibrant colour with accessories where needed.

➤ The striped window blind is from Murtaghs of Drogheda and helps to tie the red, white and blue colour scheme in Conor's room together

'I love that it is low-key, not too 'kitcheny', and the splashback/storage wall was an inspired idea, it's perfect for whisking everything out of sight, but keeping it all close to hand.'

The staircase was another element of the build that worked out particularly well, starting out with a picture that Liz spotted in a magazine. 'I really liked the openness and sculptural look of the staircase in the photograph, and showed it to the architect. He designed a similar one and the steelwork and glass were made by an engineering company, with a local company that makes timber staircases supplying the treads and bannister. The two companies worked really well together and I think the result is stunning,' says Liz.

Next on the list is to concentrate on the outside garden area, 'I'd like to create an outside cooking area, with pizza oven and barbecue. Also, a glass house for growing our own and propagating plants, some

more planting of trees, and a vegetable and fruit garden,' explains Liz.

'Now that our home is more or less finished inside, the thing I love most about it is the fantastic sense of space,' says Liz. Even on a rainy day, the children have plenty of space to run about and play, and we find that instead of planning trips to get out at the weekend, we prefer to stay at home. This is a very lived-in house, not at all precious, but warm and welcoming. We are looking forward to enjoying it, and seeing the children grow, and how the house changes around us as we grow into it.' **YH**



## 5 IDEAS TO STEAL



**Zigzag blanket,** £55, Aspace


### ZESTY HUES

Liz has used hints of citrus colours around her home, including a vibrant orange throw in the bedroom.

### QUIRKY TOUCHES

Introduce a few fun characters to your décor.

**Mr Fox 120070 fabric from Melinki One collection,** £28 per m, Scion



### COLOURFUL KIDS

Liz has kept her designer-led style even in the children's rooms.



**Eames-style RAR rocker chair,** £44, Mini Eden



### WONDERFUL WALLS

This eye-catching wallpaper makes a real statement in the guest bathroom.

**Trip wallpaper from Albany Festival collection,** £18 per roll, Wallpaperdirect.com

### STYLISH SEATING

Liz has a collection of contemporary seating throughout her home, which keeps the spaces up-to-date.

**Marseille metal dining chair in Sulphur Yellow,** £49, Tesco Direct









‘Create a pretty vintage feel on your patio with Tesco’s affordable metal accessories. We love this folding chair in pretty pastel green, £35, and the 10-litre bucket, £6, which is perfect for gathering blooms from the garden.’





# We have an artisan cottage renovated with love

Gaynor and Simon Thomas honeymooned here 32 years ago so to renovate their own cottage here is a dream come true



The sitting room is a cosy space without being cluttered thanks to Gaynor's careful styling choices. The St Ives print is from the WhistleFish Gallery in St Ives and is by Becky Bettsworth. The cushions are handmade by Gaynor using the Vanessa Arbuthnott Bohemian range



Gaynor and Simon Thomas honeymooned in St Ives 32 years ago and have been regular visitors ever since, 'I have holidayed here most summers, with our daughter who is now grown up. It has a special place in our hearts,' says Gaynor. It is no surprise then that the couple now have their own home in the seaside town. 'We often mused over how wonderful it would be to live in St Ives and we tried on two previous occasions to buy a home here and both attempts fell through. But we always kept looking.'

Last April their musings became a reality, Gaynor explains, 'We looked at lots of houses in different parts of the

town and then bought Artisan Cottage. It was cheaper and smaller than some of the others but it sits in a super spot on a cobbled street between Porthmeor beach and the town. It felt right, and the fact that it needed work meant that we could make it our own.'

The granite cottage is above Fish Pie Pottery and reached by a granite staircase, which offers two wonderful advantages says Gaynor, 'It does not have the dark ground floor rooms that can be a feature of the cottages of St Ives' narrow cobbles, and no one can peek in when they walk past!'

The couple had to wait until September to begin their renovations as the cottage



✚ The exposed rafters support both the sitting room ceiling and the floor of the bedroom above. Gaynor exercises her simple flair for interiors and budgeting with a mix of new sofas and a sideboard from Next, with an old coffee table that she has painted and a footstool that she recovered. The grey wool carpet is from Hooks Carpets



was let. First up was to get through the planning restrictions. Gaynor explains, 'Artisan Cottage is a Grade II listed building which meant that we could not remove the Seventies bathroom or the beige Formica kitchen without permission from the Listed Buildings Authority. So we had to do other works first which was not the most efficient way round!' Gaynor continues, 'I was excited though because it meant that I could start realising my plans for the décor and furnishings.'

Gaynor decided upon a palette of yellow and grey rather than the seaside standard of blue and white, 'When you look across the rooftops of St Ives the light shimmers on the slate roof tiles which are speckled with saffron coloured lichen. It's a unique and beautiful combination so I thought I'd pay homage to this lovely town with a yellow and grey colour scheme throughout the house,' says Gaynor.

✚ The dresser cost £400 from Victoriana Antiques in Petersfield, and is a much-loved piece. 'I love the colour and it is also a lovely shape for the room. It's just the right size,' says Gaynor

Upstairs in the bedrooms the challenge was getting the furniture up there. 'We used the old coffin hole. It is a trap door in the ceiling rafters that form the bedroom floor. It's a lovely period feature even if its name is a bit ghoulish!' Gaynor also focused on creating storage. 'We put storage in the alcoves, and for the master bedroom ▷



## COME ON IN...



### THE HOME

A 200-year-old, two-bedroom granite cottage in St Ives, Cornwall.

### WHO LIVES HERE?

Gaynor Thomas, who runs Heritage Interiors Services, and her husband Simon, who runs a property refurbishment company. The couple let their property through Forever Cornwall when they are not using it. Visit [www.forevercornwall.co.uk](http://www.forevercornwall.co.uk).

### WHAT'S THE BEST THING ABOUT THE COTTAGE?

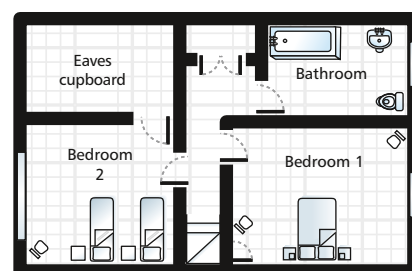
'We love the location. Artisan Cottage is 150 yards from the beach, 150 yards from the shops and a minutes stroll to the Tate Gallery.'

### WHAT DID YOU LEARN?

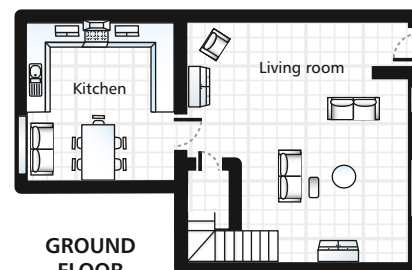
'Keep everything as simple as possible in an old property; keep it as it would have been 200 years ago. We were very keen to stay true to character of the property. It has such a lovely warm homely feel to it.'

### DO YOU HAVE ANY TIPS?

'Choose a palette of two or three colours and use them throughout the house to create harmony, then add pops of an accent colour for the finishing touches in each room.'



FIRST FLOOR



GROUND FLOOR

For stockists see page 120





## Good idea!

Use painted floorboards as a splashback. Gaynor needed to repair the damage that pulling the old kitchen out had caused so they used old floorboards from a saw mill.

▲ Gaynor designed the kitchen herself and bought the Carrisbrooke cabinetry from Cooke and Lewis

◁ in the eaves and created a laundry room in a cupboard on the landing.' As Gaynor says, 'Storage is important in keeping any small space clutter-free.'

After two months, the listed building consents came through and it was the kitchen and bathroom's turn to benefit from Gaynor's stylish eye. The old kitchen and bathroom were removed and taken away, which in a town with such narrow streets is a feat, Gaynor explains, 'You cannot have a skip or fit a large lorry down the road so rubbish goes out in buckets and arms and is driven away.'

Gaynor carefully designed her modern country kitchen to leave room for a dining table and four chairs. To that end she utilises the window seat with seat cushions and built-in wall units.

Upstairs the bathroom is a simple and practical pleasure of a room dressed with beguiling pieces. Gaynor bought the torso sculpture as a gift for her husband, Simon,

▲ 'I minimised the amount of built-in cupboards that take up floor space by using shelves and plate racks,' says Gaynor





✦ The couple are creative and thrifty. Simon created the under sink cabinet from an old cupboard the couple had in their shed, while Gaynor made the blinds and cushions herself from Vanessa Arbuthnott fabrics. The wall tiles are from Wickes and the floor is covered with a wood-effect linoleum from Hooks Carpets



## 'Storage is important in keeping quite a small space clutter-free.'

when she first visited St Ives at the age of 17 and the loo roll holder is a peg that formed part of an old washing dolly that she found in a local junk shop.

By December all that was left to do was to carpet the whole house with a dark grey, hard-wearing, woollen carpet, as well as pop Gaynor's carefully chosen new and recycled furniture in place around the house. 'I had a budget and I watched it all the time. I started with a list that included everything that I would need to dress the house and roughly costed that out so that when I bought something I knew what my budget was and I just stuck to it.' Gaynor continues, 'In the end we renovated the whole cottage for £25,000, and that included building work.'

Artisan Cottage is finished and Gaynor and Simon love it and St Ives as much as ever, 'It is a wonderful spot. 32 years on we still celebrate our anniversary here, in our own cottage in our favourite seaside town.' **YH**

A simply styled bedroom with a view to the sea makes for a relaxing place to unwind. Gaynor bought the simple curtains from Dunelm and made the cushions herself using Vanessa Arbuthnott's Bohemian range of fabrics. The bed is from Next



## 5 IDEAS TO STEAL

### BESPOKE LIGHTING

This jar lamp can be filled with beach finds such as shells and driftwood.

**Marina jar lamp**, £50, Laura Ashley



### STYLISH STORAGE

Gaynor uses a pretty dresser to display her collections.


**Wexford dresser**, £767, Sweetpea & Willow



### LOCAL INSPIRATION

Show off the local sights with vintage-style prints.

**St Ives wood sign**, 40cm x 59cm, £29.99, AllPosters.co.uk



### SAFFRON YELLOW

Gaynor has filled her home with hints of yellow, inspired by the lichen-covered roof tiles of St Ives.

**For the Love of Rose LOVE-52-38 fabric**, £48 per m, Vanessa Arbuthnott



### SHADES OF GREY

A light shade of grey on the walls makes the perfect backdrop for darker tones, and pops of yellow.

**Gauze 106 Absolute matt emulsion**, £37 per 2.5l, Little Greene



# I love mixing patterns, textures and colours

Steph and Si Lumsdon have turned a dated Victorian terrace into a beautiful family home bursting with vibrant hues



The dining room colour scheme was inspired by the turquoise tiles of the original fireplace, using coral as a complementary colour in accessories and the ombré feature wall. 'I painted both the fire surround and the dining room white, and chose Eames-style chairs from MDM Furniture to give it a slight mid-century feel,' says Steph

## Good idea!

If your favourite pretty plates are too nice to hide away in a cupboard, use them as decoration on a mantelpiece like Steph has done.



**W**hen Steph and Si Lumsdon decided to start a family, their dream was to swap their rented flat in Newcastle for a family home by the coast. 'When I fell pregnant with Phoebe it was time to put down roots,' says Steph, who's originally from Cheshire, but moved north to study in Sunderland and stayed after graduating. 'We love traditional properties with character so a Victorian terrace in Whitley Bay seemed a good option. This house had been on the market for a while, but it just felt right as soon as we walked through the door. Even though it had old-fashioned carpets and flock wallpaper, I loved the coving and original fireplaces, and could see past the dated décor.'

With four bedrooms – three on the first floor and one in the attic – it was perfect for Simon who often works from home and gave the family plenty of space to grow. It was also handy for good schools and within walking distance of the beach – both major plus points with a baby on the way.

After negotiating a sale price of £189,000, Steph couldn't wait to start putting her design ideas into practice. 'I've always been passionate about interiors and did an interior design course in Chelsea a few years ago,' she says. 'The work needed



was mostly cosmetic rather than a total do-over, but I can't ever imagine buying a house and not wanting to change anything. While our landlord had let us redecorate to a certain extent, I couldn't wait to make changes to our own home.'

Although it took longer than expected to get the keys, as the person they were buying from was gazumped and had

to find an alternative property, they were eventually able to get cracking just two months before Phoebe was born.

'We did most of the redecorating ourselves in about eight weeks with me heavily pregnant,' says Steph. 'Although we got in professionals for the hall, stairs and landing as it's trickier. There was a lot of working late into the evening and eating takeaway pizzas on deck chairs! But as it was such a rush job, we've had to re-do some of the work recently.'

Although the original floorboards on the ground floor had already been exposed, they were all different colours in each room so the couple re-sanded and stained them a dark shade throughout to create continuity. They also replaced the kitchen and made some tweaks to the bathroom.

'We picked two different kitchen ranges from Wickes – cream units on the

## THE HOME

A four-bedroom mid-terraced house in Whitley Bay, North Tyneside, built in 1908.

## WHO LIVES HERE?

Steph Lumsdon and her husband Simon, both 30, along with their children Phoebe, three, and Reuben, one. Steph has a home staging business ([www.baystaging.co.uk](http://www.baystaging.co.uk)) and also works as a children's party entertainer, while Simon works in medical sales.

## DESCRIBE YOUR STYLE?

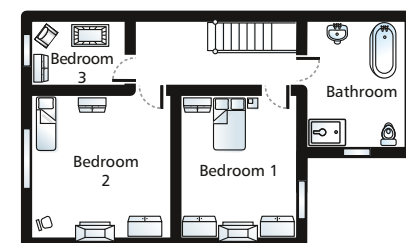
'It used to be all upcycled charity shop finds mixed with Ikea, but I feel like I'm growing up a bit so my style has gone from shabby eclectic to a slightly more sophisticated eclectic. I love mixing things up but could never go mega modern.'

## WHERE DO YOU SHOP?

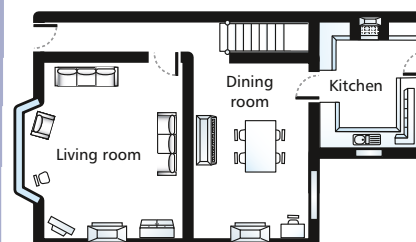
'I love shops like Anthropologie, HomeSense, Habitat and Loaf, but likes to mix things up with a few quirky pieces such as the Good Queen Bess artwork by Emily Sutton above the fireplace in the lounge.'

## WHAT'S NEXT?

'It's a constant process so I don't think we'll ever be finished! The biggest change would be adding some patio doors from the dining room to the rear yard.'




FIRST FLOOR



GROUND FLOOR


For stockists see page 120



▲ Si picked the three prints from The Side Gallery in Newcastle from their 'For Ever Amber' series, and they're tied together with simple black frames. The Tropical Birds wallpaper is by Cole & Son, while the area below the dado rail is painted in Maraschino Mocha by Dulux



# REAL HOME



▲ As it's a small space with just one small window, Steph painted the walls in a bright shade, Lemon Drizzle by Dulux. The industrial-style pendant light is from B&Q, the red jug is from House of Fraser while the yellow and grey Muscat canisters are from Garden Drilling

*Good idea!*

You don't always have to use homewares for their intended purpose. This kitchen shelf is an Ikea coat rack.



◁ bottom and light oak on the top,' says Steph. 'Then I saw the geometric floor tiles in Fired Earth and just loved them. They're so exuberant and give contrast to the traditional Shaker-style doors.'

Although the kitchen is fairly small, they created more space by enlarging a small recess which used to house a set of drawers. 'We wanted it to look like a proper inglenook that had always been there,' says Steph. 'So the kitchen fitter found a wooden beam to put across the top and now it houses our range cooker.'

Upstairs the couple were happy to keep the white suite in the bathroom as it was in good condition. 'We just added a new shower enclosure in the corner and painted the roll-top bath and dark wood panelling a pale sage green colour to lighten things up,' explains Steph.

After Phoebe was born, the couple decided to knock down a wall between the hallway and dining room, which has transformed the way they use the space. 'It had olive green walls and felt quite dark and closed in,' says Steph. 'It seemed like I was always running up and down the corridor from the kitchen to the dining room to pop my head round the door and check on Phoebe. But now it feels so much lighter and open, and since having Reuben it's become the hub of the house where we eat, work and do crafts with the children at the table.'

Steph and Si painted the living room walls Plummett Grey by Farrow & Ball to match their M&S sofa and chose accents of purple and orange to create a cosy feel in the evenings. 'The decorator says it's a pure grey, which is what I wanted, as lots of grey shades have a hint of blue,' says Steph. An ornate mirror and oversized pendant light from Fenwick add a touch of opulence



After adding traditional column radiators from Tynemouth Salvage in both the kitchen and dining room, Steph wanted to give the dining room some 'wow' factor, so brought in a decorator to create an ombré feature wall. 'I'd seen the ombré effect on wallpaper, clothes and homewares, and thought it would look really good across the chimney breast and alcoves,' says Steph. 'I think the decorator was a bit nervous as he'd never done anything like that before and I was watching him with an eagle eye. He was dubious to begin with, but by the end he loved it and was taking pictures for his Facebook page.'

Upstairs Steph has indulged her love of bold pattern and colour by using Orla Kiely wallpaper in Reuben's nursery and a vibrant Graham & Brown design in Phoebe's bedroom, with a yellow dresser upcycled by local firm Refunk your Junk.

When it came to planning each room scheme, Steph went with her gut. 'I might get ideas from Pinterest or when out ▷



Good idea!

Re-upholster a vintage chair, like Steph has, to give it a new lease of life.

'I always like to start off designing a room based on how I want to feel in it.'



At just £350 from an online auction site, the brown leather sofa was Steph's best buy. 'I splashed out on the Emily Sutton limited edition Good Queen Bess print. I also love my Prefab 77 print, but it took me five years to realise it was Princes William and Harry!' The Living by Christiane Lemieux chevron cushion is from House of Fraser



# REAL HOME



✦ Reuben's nursery features the classic stem wallpaper design in olive from Orla Kiely's Harlequin range, teamed with a copper light from B&Q. 'I love colour,' says Steph. 'And I knew I wanted something quite bold all over, not just on one wall like I've done before.' A National Trust recycled wool throw and fox cushion from Dunelm adorn the Ikea chair

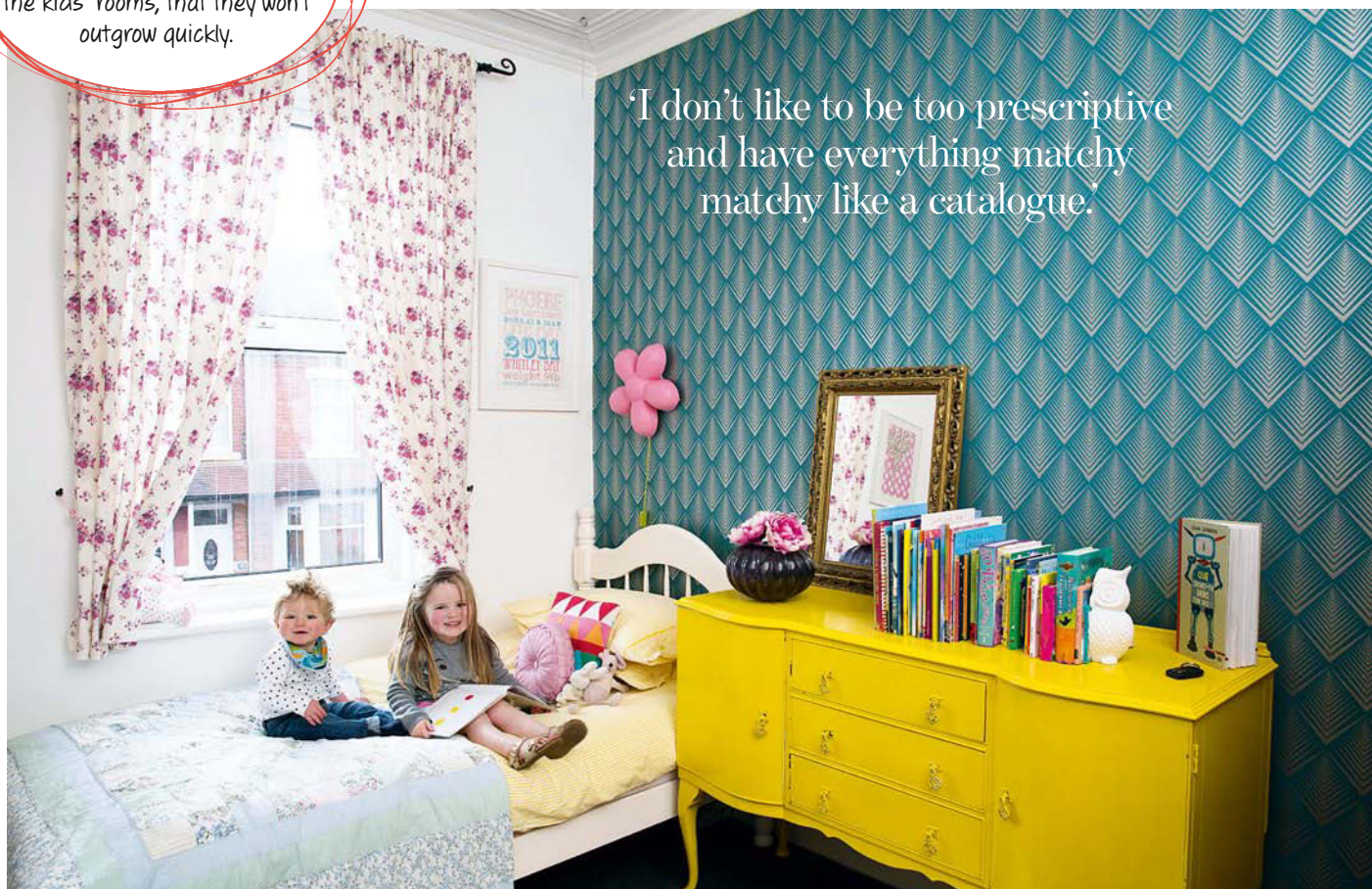
✦ Steph painted the frames to match the pompoms she found on a trip to Brighton. For similar pompoms, try LePetitPom on Etsy



✦ Steph picked another bold wallpaper, Soprano Teal by Graham & Brown, for Phoebe's bedroom. It contrasts brilliantly with the yellow chest, which was upcycled by Refunk Your Junk in Newcastle. The bed from Foxhunters in Whitley Bay is dressed with a blue quilt inherited from Si's auntie, while the curtains were a bargain at £4 per pair from Asda

*Good idea!*

Steph chose a striking décor in the kids' rooms, that they won't outgrow quickly.



'I don't like to be too prescriptive and have everything matchy matchy like a catalogue.'





Steph wanted a relaxed feel to the bedroom so picked a French-style bed and chest of drawers from Loaf. She's accessorised with pretty Cath Kidston pillows, a seagull cushion from House of Fraser and framed wedding pictures above the bed

## 5 IDEAS TO STEAL



### EYE-CATCHING DESIGN

Be bold like Steph and go for a bright geometric wallpaper.

**Carnival Zest wallpaper by Wayne Hemingway,** £20 per roll, Graham & Brown

### SOFT UNDERFOOT

Cosy up your living room with an opulent purple rug, such as this on-trend geometric Moorish design.

**Natura purple rug,** 120cm x 180cm, £159, In-Spaces



### BESIDE THE SEASIDE

Add some seaside appeal to your bathroom like Steph, with framed postcards or beachy artwork.

**Sandcastle framed print,** 40cm x 50cm, £15, Arthouse

### PUT IT ON DISPLAY

Some china is just too pretty to use, so mount your favourite plates on a wall, shelf or mantelpiece.

**Bone china butterfly plates,** £12 each, RE

### POM PERFECT

Perfect for a little girl's bedroom, pompoms add both texture and accent colour to a room scheme.

**Set of five yellow pompoms** (three 32cm and two 25cm), £4.99, Candle & Cake



◁ shopping, but I always start with how I want to feel in a particular room,' she says. 'In our bedroom I wanted to feel peaceful and serene while in the living room I wanted to feel cosy and warm so went for dark colours such as greys, purples and oranges. The dining room is brighter as that's where we congregate when people come round so I wanted it to feel much more lively.'

Although Steph is always planning new changes to the house, she's busy carving out a new career for herself too. 'I used to work as a freelance TV location

co-ordinator but it involved lots of travel so I gave it up after having Phoebe,' she says. 'Now I've started two part-time businesses – at weekends I work as a children's party organiser and entertainer, and I've also launched a home staging business to help people dress their homes for sale.'

After all that hard work, Steph and Si can't imagine moving any time soon. 'We don't need a bigger garden and we've got enough bedrooms,' says Steph. 'I would be very sad to leave as we've done so much to make it ours. It would be like leaving a bit of me behind.' **YH**



The re-enamelled bath was already in the house but Steph and Si had it painted in Crown Kitchen and Bathroom Bamboo Leaf mid-sheen, the same as the wood panelling. They chose coastal pictures such as the enlarged Whitley Bay postcard and the beach hut print, which was a present



Our Best Selling Revolutionary 'air injection' Jetstorm Showerhead!

# Boost the power of your shower

...start saving money, water & energy instantly!



Jets of air flow into the showerhead increasing the showers power.



**"The shower head not only performs well with a good even spray pattern but also looks great."**

Oliver Heath

**Don't waste money on an expensive new shower, try the ECOCAMEL Jetstorm Showerhead today and enjoy that refreshing, spa-like shower for a fraction of the cost.**

The shower head is called the Jetstorm because of its patented dual valve 'AirCore' technology. Developed to infuse minute air bubbles into each droplet which are then blasted, jet-like, onto your skin... we guarantee you'll increase your shower's power instantly and reduces your water consumption considerably! The droplets - now bursting with air - are so much lighter than normal, they saturate and spread all over your body - a sensational experience.

## Save more than just water!

Jetstorm not only helps cut your water bills but reduces your energy bills too! Using less water means using less energy to heat it, saving you £££'s on your energy bills - SIMPLE!

## Do I have to call a qualified plumber?

Absolutely not, it really could not be easier. It takes just a few seconds to unscrew your existing shower head and pop on your new water-efficient Jetstorm.

## Do you have...

A low pressure or electric shower. Maybe your water is supplied by storage tank, if so then you will need to order the **Jetstorm E** which is designed for systems with limited water flow. If you have a mains-pressure or pump system then order the Original Jetstorm.

## Order today - FREE P&P worth £4.95!

Simply choose which system is right for your home and we'll deliver your Jetstorm direct to your home absolutely FREE complete with our 30 Day 100% Money Back Guarantee of Satisfaction.



**ECOCAMEL**  
Making showers better

Quote code **YH418** when ordering by...

**Phone 0208 211 3666**

8:00am - 5:30pm Weekdays, 9:30am - 5:30pm Saturday. Calls charged at local standard rate.

Online: [ecocamel.com/YH418](http://ecocamel.com/YH418)

By Post: Simply complete and return the coupon opposite

**FREE P&P**  
worth £4.95

Stylish chrome finish

Wipe clean rubber nodules

Uses up to 45% less water

**Special offer!**

**Shower Hose**  
~~£9.95~~ now **£3.95**



Universal Fitting

**Save UP TO £50\***

Now only

**£29.95** ~~£49.99~~

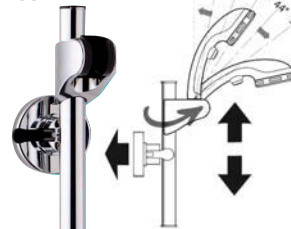
Buy 2 Jetstorms - Save £50\*

- Fast and easy to install
- Fits all shower systems
- No tools required
- Increases the power of your shower
- Reduces your energy bills
- 30 Day FREE Home Trial

**Highly Recommended!**

**Fully Adjustable Suction Cup Shower Head Holder**  
~~£24.95~~ Only **£19.95**

- Fit in seconds - no tools required
- Brackets slide up and down
- Rotates between 0° - 55°



**ECOCAMEL**

Making showers better

**30 Day Money Back Guarantee**

Complete this order coupon and post to:

**ECOCAMEL Ltd, Dephna House, 24-26 Arcadia Avenue, London N3 2JU**

Item Description	Was	Now	Saving	P&P	Total
<input type="checkbox"/> 1 Jetstorm Showerhead	<del>£49.95</del>	£29.95	<b>£20</b>	<b>FREE</b>	<b>£29.95</b>
<input type="checkbox"/> 2 Jetstorm Showerheads	<del>£99.90</del>	£49.95	<b>£50</b>	<b>FREE</b>	<b>£49.95</b>
<input type="checkbox"/> Showerhead Holder	<del>£24.95</del>	£19.95	<b>£5</b>	<b>FREE</b>	<b>£19.95</b>
<input type="checkbox"/> Shower Hose	<del>£9.95</del>	£3.95	<b>£6</b>	<b>FREE</b>	
<input type="checkbox"/> Tick here if you require the Jetstorm E					Total Amount £

I enclosed a Cheque/PO for £..... made payable to **ECOCAMEL Ltd**

Please debit my Visa - Visa Debit - Visa Electron - Mastercard. My Card Number is:

Start Date:	Expiry Date:	Security Code:	This is the 3 digits on back of card
			<b>46 245</b>

Signature

**YH418**

Name (Mr/Mrs/Miss/Ms)

Address

Postcode

Telephone

Email

If you do not wish to receive further Special Offers from us, or from companies we recommend, please tick this box ☐



# Food & Drink

Make the most of the British summer with our tasty barbecue ideas...



## 3 ways with... pineapple

- To make a fruity marinade for chicken, pork or prawns, blend **pineapple chunks** in a food processor with **red chilli, thyme, garlic** and **allspice**. Season with **salt** and **pepper**. Marinate the meat or fish for at least 1 hour before cooking on the barbecue.
- For a great summertime side dish, try roasting **pineapple chunks** with **cubes of sweet potato**. Cut the pineapple and sweet potato into 2.5cm cubes, toss in oil, and season with **salt** and **cayenne pepper**, before cooking for 30 minutes at 200°C/400°F/Gas Mark 6.
- Cut a **pineapple** into wedges or rounds, removing the core. Place on a sheet of foil and sprinkle generously with **brown sugar** and a pinch of **mixed spice**. Place on the barbecue or under the grill until caramelised. Dip into a caramel or chocolate sauce for an extra treat.

Feature Laura Higgins Image istock

## If you do one thing this month...


If you love a fresh smoothie first thing in the morning, but buying and preparing fresh fruit seems too time consuming, then you'll love the convenience of Love Taste. Frozen pouches



of fruit and veg are sent directly to your door and all you have to do is blend them with fruit juice and you're ready to go. Available from [www.lovetaste.co](http://www.lovetaste.co), priced at £44.95 for 25 servings, with over 20

## This month we love...

We can't get enough of Kelly's of Cornwall's Clotted Cream and Salted Caramel ice cream. The heavenly combination of Cornish sea salt, clotted cream and real fudge pieces, all rolled into one, is hard to beat. Available from Tesco nationwide for £3.99 for 1 litre.



flavours to choose from, or from Ocado for £4.75 for a multi-bag of five servings.

## Try me...

M&S' selection of British Isles craft beers are sure to be popular over the summer. Choose from 5 Hop Lager, from Hogs Back Brewery in Surrey; Battersea Rye, brewed at Sambrook's Brewery; British Clipper IPA by Meantime Brewing Company in Greenwich, and Island Hopper Pale Ale, brewed by Windsor & Eton Brewery. Each priced at £1.85 for 330ml.



## Eat me...

This summer try Heck Chicken Italia burgers, £2.50 for two. A healthier choice for the grill, chicken is low in fat and high in protein, making these gluten-free burgers the perfect choice for a lighter summer feast. There are also sausages and meatballs available in the Mediterranean flavour. The sausages are available from Tesco, Asda and Booths, and the burgers and meatballs are available from [www.heckfood.co.uk](http://www.heckfood.co.uk).



## Buy me...

Picnic, party or camping trip, A Moveable Feast by Katy Holder, £20, published by Hardie Grant, has recipes for every occasion. With suggestions for tasty picnics, and perfect portable ideas for parties and campfire feasts, including savoury, sweet and drinks, Katy Holder also offers her advice for making sure your food looks just as good when it arrives at its destination.



CHECK OUT [WWW.YOURHOMEMAGAZINE.CO.UK/FOOD](http://WWW.YOURHOMEMAGAZINE.CO.UK/FOOD) FOR MORE TASTY RECIPES



# Sun, sangria and salsa

Take your party into the garden with these fabulous barbecue recipes...



PREPARATION  
TIME 5 MINUTES  
COOKING TIME  
4-8 MINUTES  
SERVES 6

## Sardines with wild rocket salsa

### YOU WILL NEED

✓12 prepared sardines ✓1 tbsp olive oil  
✓lemon wedges, to serve ✓rocket leaves,  
to garnish **For the salsa** ✓zest of 2 lemons  
✓juice of 1 lemon ✓1 tbsp extra virgin olive  
oil ✓leaves from 4 sprigs of thyme ✓small  
bunch parsley, finely chopped ✓50g wild  
rocket, finely chopped ✓4 spring onions,  
finely sliced

### DIRECTIONS

■ Season the sardines with salt and pepper and brush with the olive oil. Cook over a hot barbecue for 2-4 minutes on each side, or until cooked through.  
■ While the sardines are cooking, place the salsa ingredients into a bowl and stir to combine.  
■ Place the sardines onto plates, spoon over some of the salsa. Garnish with the lemon wedges and rocket.

Recipe courtesy of Lakeland



## Pomegranate and cumin infused beetroot, halloumi and courgette kebabs

### YOU WILL NEED

✓1 tsp cumin seeds ✓juice of ½ lime ✓1 tbsp olive oil ✓250g halloumi, torn into bite-sized chunks ✓4 pomegranate and cumin infused beetroot, cut into quarters, available from Waitrose ✓4 spring onions, cut into 3cm batons ✓1 small courgette, sliced into rounds

### DIRECTIONS

- If using wooden kebab sticks, soak them in water before using so they don't burn on the barbecue.
- In a small frying pan, toast the cumin seeds for a minute or two until they become fragrant, take care not to burn them. Remove from the heat and stir in the lime juice and oil and season well with salt and pepper.
- Tip the halloumi and vegetables into a large bowl, pour over the dressing and combine well to coat. Thread the veg and cheese onto kebab sticks, reserving any dressing left in the bowl. Cook for 4-5 minutes on each side on

Recipe courtesy of [www.lovebeetroot.co.uk](http://www.lovebeetroot.co.uk)




PREPARATION  
TIME 10 MINUTES  
COOKING TIME  
10 MINUTES  
SERVES 2

the barbecue or under the grill, until the cheese is browned and crisp on the outside and the vegetables are cooked.

- Pour the reserved dressing onto a serving plate. Once cooked turn the kebabs on the serving plate to soak up the remaining dressing.

PREPARATION TIME  
5 MINUTES  
COOKING TIME  
6 MINUTES  
SERVES 2



## Steak and Little Gem chimichurri

### YOU WILL NEED

✓25g parsley ✓15g oregano  
✓1 clove garlic, roughly chopped  
✓2 tbsp chilli oil ✓1 tbsp white wine vinegar ✓250g sirloin steak ✓2 Little Gem lettuces, halved lengthways

### DIRECTIONS

- Blend the herbs, garlic, oil, vinegar and 2 tablespoons of water in a small food processor to a coarse paste, and season with salt and pepper. Use half to coat the steak.
- Brush the Little Gems with a little oil. Heat a griddle on the barbecue, and griddle the Little Gems cut side down for 1-2 minutes until just beginning to char. Set aside.
- Cook the steak on the barbecue for 2-3 minutes each side, remove and allow to rest for a couple of minutes before cutting into slices.
- Place the Little Gems on 2 serving plates, top with the steak and drizzle over the remaining chimichurri herb mix and serve.

Recipe courtesy of [www.makemoreofsalad.com](http://www.makemoreofsalad.com)



## Lemon marinated chicken

### YOU WILL NEED

✓4 whole, skin on, chicken leg portions (or 4 drumsticks and 4 thighs) ✓4 tbsp Rocks Lemon Squash ✓1 shallot ✓2 tbsp olive oil ✓2 tsp smoked paprika ✓1 garlic clove crushed ✓leaves from small bunch oregano

### DIRECTIONS

■ Slash each chicken piece 3 or 4 times to 1 cm depth. Combine all the remaining ingredients to make a marinade and season with salt and pepper.  
■ Put the chicken in a large bowl, tip over the marinade and rub well into each chicken leg. Cover the bowl with clingfilm and allow the chicken to marinate for 3-4 hours or overnight.  
■ Heat the oven to 180°C/350°F/Gas Mark 4. Transfer the chicken to an oven dish, cover with foil and cook for 1 hour or until the thickest part of the chicken is cooked through. Finish by charring the chicken skin on a barbecue or remove the foil and turn the oven temperature up for the last 10 minutes to crisp the skin.

Recipe courtesy of [www.rocksorganic.com](http://www.rocksorganic.com)

PREPARATION TIME  
10 MINUTES  
PLUS MARINATING TIME  
COOKING TIME  
1 HOUR  
SERVES 4



## PREPARATION TIME

5 MINUTES

## COOKING TIME

18 MINUTES

SERVES 6

## Honey and marsala baked figs

## YOU WILL NEED

✓12 large ripe figs ✓melted butter, for brushing ✓1 cinnamon stick, roughly broken ✓6 tbsp runny honey ✓6 tbsp marsala ✓Crème fraîche, to serve

## DIRECTIONS

- Cut each fig about  $\frac{3}{4}$  through. Layer two large pieces of foil and brush the top one with melted butter. Place the figs and broken cinnamon stick in the middle of the sheet.
- Loosely bring in the sides of the foil. Drizzle the honey and marsala over the figs. Scrunch the edges of the foil together to form a loose parcel.
- Place the foil parcel on a barbecue over medium-hot coals and cook for 10-15 minutes until the figs are very tender, then open the parcel a little and cook for 2-3 minutes to reduce the liquid.
- Serve the figs with crème fraîche and spoon over a little of the juice.

Recipe courtesy of Lakeland

## Turbo sangria

## YOU WILL NEED

✓2 chopped oranges ✓2 handfuls chopped strawberries ✓2 handfuls blueberries ✓ice cubes  
 ✓1 sprig of mint ✓1 orange, halved ✓200ml brandy  
 ✓½ bottle dry French rosé ✓250ml Rocks Strawberry & Blackcurrant squash ✓200ml sparkling water

## DIRECTIONS

- Divide the chopped oranges, strawberries and blueberries between the glasses.
- Half fill a large jug with ice. Add one bruised sprig of mint. Squeeze and drop in the two halves of orange.
- Add the brandy, rosé, Rocks Strawberry & Blackcurrant, and sparkling water to the jug. Give it a stir and leave for 10 minutes then serve over the fruit in the glasses.


Recipe by Joe Wadsack, courtesy of [www.rocksorganic.com](http://www.rocksorganic.com)

## PREPARATION

TIME

10 MINUTES

SERVES 4-6







To request a brochure please call 01706 225005



[www.springvaleleather.co.uk](http://www.springvaleleather.co.uk)

## Have You Tried These? Essential for health & Beauty

Get your  
FREE Samples



- ✓ Anti-Ageing
- ✓ Joint Pain
- ✓ More Energy
- ✓ Amazing Hair
- ✓ Beautiful Skin
- ✓ Strong Nails
- ✓ Arthritis
- ✓ Heart Health and more...

**UNICEF and The World Health Organisation** studies show alarming mineral deficiency in modern food and soil which is detrimental to health and beauty.

Nutritionists, health consultants, beauty experts and sports trainers around the world have been searching for decades for the answer to optimum health and performance... now they've found it. These experts are now witnessing the amazing benefits after recommending 'Sizzling Minerals' to their clients.



Dr David McCollum  
Champion Body  
Builder And  
Nutritional Expert.

Plant Derived Minerals are essential for maximum performance and also to assist the aversion of diseases such as arthritis, asthma, diabetes, skin problems, osteoporosis, high blood pressure, alzheimer's and strokes to name a few...

*"I've seen miraculous results in my clients"*



*"We should be eating plant-based minerals"*  
Dr Carolyn Dean MD, ND

*"Vitamins are basically useless in the absence of minerals"*

Dr Gary Price Todd

**Call now for an information pack & your FREE SAMPLES 0800 0588 911** Please Quote Code: YH2

Read all the amazing testimonials and find out why you need 'Sizzling Minerals' at

[www.PlantMinerals4Health.com](http://www.PlantMinerals4Health.com)



**CAPITAL**  
FIREPLACES

Specialists of  
Exquisite Fireplaces

[www.capitalfireplaces.co.uk](http://www.capitalfireplaces.co.uk)





# Home IMPROVEMENT

Turn the page to discover all you need to know about living by the waterside



## Create your own outdoor office space

If you work from home but struggle to find a suitable space to base your business or to get some peace and quiet while you're working, why not consider a garden building? Smart Garden Offices offer stylish, affordable designs and great service – whatever size of building you're looking for. The first step is a site survey visit, where an expert will establish your exact requirements, offering helpful advice and suggestions. Your versatile garden building can then be configured to suit your preferences, garden and lifestyle, and there are plenty of added extras to choose from to personalise the space. We love the Classic range, which features designs such as the Micro, measuring just 7ft x 7ft. Prices start from around £4,990, plus installation costs.

Feature Lisa Hibberd



## Store and order

With many young people moving out of home and heading off to university this September, many parents may already be looking forward to the prospect of reclaiming a spare room. A study by Big Yellow Self Storage has revealed that, on average, parents wait just six months before clearing out their child's room, while an eager 15% wait less than two weeks to start the renovations! The items offspring most commonly leave behind are books, clothes, sentimental items and school memorabilia, leaving many parents struggling with storage.

Putting these belongings into storage can cost from as little as £5 per week, and help to alleviate any tensions which may arise from this unwanted clutter.

## Nominate a trade professional

Now in its fifth year, National Tradesman Day 2015, founded by Irwin Tools, will be on 18th September, and aims to celebrate exceptional individuals who go above and beyond to achieve the best results and make a positive impact within the industry. To nominate a tradesperson who you think is worthy of the title of '2015 Ultimate Tradesman', visit [www.irwin.co.uk/nominate](http://www.irwin.co.uk/nominate) – before the closing date of 31st August. These are some great prizes on offer for the overall winner and also for runners up.



## Hassle-free heating

Under-floor heating has become a popular way to heat our homes, and now heating brand Warmup has launched its latest product, StickyMat. This electric under-floor heating system consists of a thin loose wire, evenly-spaced and taped to a pressure-sensitive adhesive mesh. This makes installation much faster – simply roll out a length, cut, flip and press down to stick. Although the adhesive mesh stays firmly in place once laid, it can be easily repositioned during installation if you make a mistake. Prices start from around £85 for one square metre.



FOR MORE EXPERT ADVICE AND CASE STUDIES GO TO [WWW.YOURHOMEMAGAZINE.CO.UK](http://WWW.YOURHOMEMAGAZINE.CO.UK)



As a nation, we've always been drawn to the coast – and recent TV hits such as *Broadchurch* and *Poldark* have only enhanced its appeal

Image [www.visitbritainimages.com](http://www.visitbritainimages.com)



# Make waves and move to a waterside home

From coastal retreats to urban oases, here's the low-down on living by the water

**W**e do love to be beside the seaside – and that's official. Our love affair with the water was confirmed by Rightmove's Ideal Home report, published late last year, which revealed that Britons would rather live by the sea than anywhere else. St Ives in Cornwall was rated the nation's most desirable location, followed by

Poole and Brighton, with several other waterside towns featuring in the top 10. Whether sailing, walking, enjoying the views or simply breathing in the fresh air, being close to water is relaxing and instils a sense of wellbeing. If the idea of waterside living floats your boat, why not move and make it a lifestyle choice rather than an occasional treat?

## 1 SEASIDE SPLASH

The UK has over 19,000 miles of coastline, ranging from the sandy beaches of southern England to West Scotland's craggy shores. Consider whether you'd rather live in a busy seaside town or off the beaten track, and what transport links are like to work, friends and family. Make sure you visit out of season – a lively summer resort may be too quiet come November, and a secluded cottage might feel too remote once winter storms take hold.

Feature Andrea Dean




Roomy, restored and oozing with history, grade II listed Pear Tree House could hardly be in a more scenic setting, alongside the canal in Sandiacre, Notts. It's for sale through [www.fineandcountry.com](http://www.fineandcountry.com)

Lovers of converted warehouse apartments will be won over at Royal Quay, a commercial to residential conversion adjacent to London's Limehouse Cut. Prices are from £250,000 for a studio from [www.regal-homes.co.uk](http://www.regal-homes.co.uk)







Located by Loch Fleet in northern Scotland, Sluice Keeper's Cottage is as pretty as a picture, for sale through [www.struttandparker.com](http://www.struttandparker.com)



This charming three-bed cottage is in Kingsand, Cornwall, where scenes from the film *Mr Turner* were shot. It's next to the beach and has wonderful views, on the market through [www.marchandpetit.co.uk](http://www.marchandpetit.co.uk)

## 2 INLAND WATERS

Finding a home close to a river, lake, canal or dock may be a more practical solution if you don't want to move far from loved ones or your place of work. Many of our towns and cities were built along riverbanks, and a network of rivers and canals was constructed during the Industrial Revolution to transport goods around the country. Homes along an urban stretch of a river or canal are very central and often surprisingly quiet, and, depending on the location, you may be able to secure a berth for a small vessel. Some rural homes with extensive water frontage come with fishing rights, though you will pay a premium for the privilege.

▼ If you prefer a new-build by the water, be sure to visit **Riverside on the banks of the River Wey, in Godalming, Surrey**. Prices start at £509,000 for a three-bedroom semi from [www.lindenhomes.co.uk](http://www.lindenhomes.co.uk)

## 3 NEW-BUILDS

As riverside industrial areas have become redundant and canals regenerated, developers have moved in and have been busy converting former warehouses and factories, and building a new wave of waterside homes. It's rare to find an unconverted warehouse in London's Docklands, so it's worth checking out Royal Quay from Regal Homes, where 90 apartments are being created overlooking the Limehouse Cut, London's oldest canal. Moving West, The General in Bristol ticks a lot of boxes for buyers wanting a waterside home in the heart of the action. Formerly Bristol General Hospital, this listed building is being converted by City & Country into a range of character-filled homes, right on the buzzing harbourside.

## 4 FLOATING HOME

The idea of living on the water itself seems impossibly romantic, and houseboats, barges and narrowboats are usually far more affordable than standard bricks and mortar homes. However, you're unlikely to get a mortgage from a high street lender, and will have to borrow from a specialist marine finance company at a higher rate of interest. As when buying on terra firma, you'll need to get a survey done, and make sure you check that the seller actually owns the vessel. Often the biggest problem is finding a mooring – or being able to afford one – so ideally search for a boat that's being sold with a residential mooring, or you will need to keep on the move.

TURN OVER FOR MORE ADVICE ►



At The General in Bristol, many of the former hospital's original features have been retained and enhanced by developer City & Country. Prices are from £275,000





Take the hassle out of owning a lakeside holiday home by buying a turnkey property at Cedar Retreats, in the North Yorkshire countryside near Ripon. It can be accessed throughout the year, managed for you, and annual return of 7% is guaranteed for investors. Two-bedroom properties start at £155,000, through [www.huntersnet.co.uk](http://www.huntersnet.co.uk)

## 5 UNUSUAL ABODES

Buyers after a home with a difference should head to coastal or riverside locations, as some of the country's quirkiest and most unusual homes can be found by the water. Former lighthouses, Martello towers and floating forts occasionally come up for sale, but converted mills or canal keepers' cottages are far more commonplace – and more practical. Fabulous views come as standard and some have original workings – such as the mill wheel – intact. These may look fantastic but aren't child friendly, so, as with buying anywhere near water, make safety a priority.

▼ **Full-height windows and glass-wrapped balconies at the Summit in the popular resort of Bournemouth make the most of the stunning views over the sea. Prices are from £209,950, [www.redrow.co.uk](http://www.redrow.co.uk)**

### Flood risk


- Living by the water doesn't always mean that your home may flood, but check with the Environment Agency in England and Wales, the SEPA in Scotland, and the DOE in Northern Ireland.
  - A seller is obliged to give details of past flooding, so it's worth asking about this early on in the process.
  - Get a detailed analysis of flood risk for a property from the Land Registry. If you still have doubts, it's worth paying a flood risk consultant for a report.
  - Even if a property is at risk of flooding, it's usually still possible to get insurance.
- Government flood insurance scheme, Flood Re, is being introduced this summer.

### Useful contacts

- [www.canalrivertrust.org.uk](http://www.canalrivertrust.org.uk) includes a section about living afloat.
- [www.watersideproperties.com](http://www.watersideproperties.com) is an estate agent specialising in waterside homes.
- [www.zoopla.co.uk](http://www.zoopla.co.uk) lets you search specifically for waterside homes in any location.
- [www.gov.uk](http://www.gov.uk) has a guide to the rights and responsibilities of waterside living.
- [www.uniquepropertybulletin.co.uk](http://www.uniquepropertybulletin.co.uk) lists lighthouses, forts and other unusual homes for sale.

## 6 HOLIDAY HOMES

Property has been the best-performing asset over the past 15 years, so a holiday home could be the best place to invest savings or pension funds. Make it pay its way by renting it out as a holiday let, unless you intend to spend lots of time there. Research the length of the season before drawing up a shortlist of properties, remembering that most people will want a parking space and a garden. You'll need to pay someone to deal with changeovers, do the cleaning and make the beds, but may prefer to manage the bookings yourself online.



Fort Pendlestone started life as a corn, forge and textile mill and is now a luxurious development consisting of 13 properties on the banks of the River Severn in Bridgnorth, Shropshire. A three-bedroom, three-bathroom apartment is for sale at £230,000 from [www.struttandparker.com](http://www.struttandparker.com)





# CASE STUDY

*'Three generations of our family have enjoyed living by the water'*



▲ Sally loves picnicking by the river with her two granddaughters

When Sally and George Hamilton first moved to Northern Ireland after having their first child, they rented a home while restoring a tumbledown cottage in the countryside, with views across fields to the sea. 'We moved from England so that my husband, who's Irish, could join the family business,' Sally explains. 'At the time, his parents were living down the road by the sea. It was great having my in-laws close by, but as they grew older, their house became too big for them, and they decided to move nearer to town.' Not wanting to give up their views of water, they bought a plot of land that led down to a river and had a new bungalow built to

their specifications.

'It was the perfect solution for them,' Sally remembers. 'And it was great for us and our children, who loved spending time by the water's edge, where they learnt to swim, water-ski and fish. We bought a boat and George and his father built a floating pontoon and put up a shed to keep all their equipment secure.' Every summer, the family and their friends would troop down to the river for an alfresco picnic or barbecue, and to enjoy a spot of bird-watching, looking out for colourful kingfishers and fish-eating herons that frequented the riverbank.

Fifteen years ago, when both of his parents had passed away, George inherited the house and he and Sally moved in. Now empty nesters, as



▲ The custom-built bungalow has a large garden which slopes down to the river – the perfect spot for a picnic or barbecue

their son and daughter had jobs in England, the bungalow suited them perfectly, though it needed upgrading. 'For the most part, all we had to do was re-decorate in a more contemporary style. To update the bathroom, we simply re-tiled and installed a shower, but the kitchen needed a complete overhaul,' says Sally. By re-jigging the layout, they were able to incorporate a built-in table that seats six, so the more formal dining room is rarely used. Now the third generation is enjoying the pleasures of waterside living as the couple's two young granddaughters love messing about on the river when they come to visit.

◀ The kitchen was given a contemporary makeover with streamlined maple units





Next month in...

# YourHome



Take a peek inside our stylish selection of real homes and makeovers



Buy the best flooring for your kitchen and bathroom



Try your hand at creative crafts and projects



Learn how to add colour and interest to your outdoor space, whatever its size

On sale 6th August 2015

To subscribe call **01778 392478** or visit [www.yourhomemagazine.co.uk](http://www.yourhomemagazine.co.uk)



# Property know-how with George

This month property developer, architect and presenter of Channel 4's *The Restoration Man*, **George Clarke**, looks at building ideas inspired by the architecture you may have seen on your holidays

I'm very lucky that I get to travel a lot for my work and, as an architect, any trip I make to any country is like an architectural research project as I'm constantly surrounded by buildings in the built environment. I can never switch off. I'm constantly taking pictures with my iPhone of buildings, materials, textures and architectural details that I love and that may have an impact on the designs I create when back in the UK.

You can be inspired in the same way with every family holiday you ever take. But, it is so important to make sure that any buildings or ideas that do catch your eye actually work when you get back to Blighty. Some architectural design features just aren't transferable; they work in foreign countries because they suit the climate and the context in which they sit because unique design features in a particular country have been developed and refined over many generations. Taking a holiday design idea that doesn't work is a bit like having that incredible crisp glass of white wine and amazing meal while sitting on the beach as the sun sets on your dream holiday, but isn't quite the same when you cook the same meal and drink the same wine in your back garden in Britain.

It just never quite lives up to the original experience. This reminds me of Moroccan-themed rooms that for some bizarre reason became popular in the UK throughout the

2000s. They were just a bit weird. I felt like I was in a Moroccan restaurant rather than somebody's home.

The golden rule here is to make sure that if you are inspired by a beautiful idea or material from a far flung country is to try and reinterpret and adapt the design so it genuinely works in this country rather than just copying it as you see it. British architects in the 1960s literally copied modernist buildings from across Europe, which looked stunning in the sunshine of Marseille, but they looked grim in the grey skies of Birmingham.

The weather has so much to do with the success of a space you've been inspired by in foreign climes. Outdoor areas in or around a home are a classic case in point. They work like a dream when the weather is good and they aren't as good when the temperature drops. From a young age I've been a huge fan of external courtyards, as I love the way

that internal rooms can open out onto an enclosed and protected external area. In warm climates they perform many functions like providing good cross ventilation to rooms around the courtyard and, in places like the Alhambra in Granada, they provide covered areas so you can sit outside while being protected from the heat of the sun. If you were to

design a courtyard home in Britain you would make sure the idea was adapted to our more temperate climate providing covered areas that instead protected you from the wind



Photos: Darren Chung, iStock



and rain as well as designing the facades in a way that they are highly insulated for our climate. But, the reality is that the courtyard house has never really taken off in this country because we've never adapted the architectural and environmental opportunities it could provide to transform the way we live in our homes and connect with our outdoor spaces. In a similar way I've never really understood why British homes don't have more covered verandahs around them creating spaces that link inside with outside space and provide covered areas for outdoor living.

Inspirational colours and textures from abroad can be transferable to British homes as long as they are tasteful. Coloured plaster walls or polished concrete floors can be really beautiful and the amazing choice of colourful or decorative tiles in the UK allows you to personalise areas of your home and recreate a little part of that dream holiday. But, you still need to remember that the quality of natural light falling onto a coloured wall or tile in Mexico will look very different in Reading so you may need to tweak your choice to create the atmosphere and look that you want.

Be inspired by the wonderful and varied architecture of foreign shores, but craft your ideas to suit the way you live and the unique qualities of your own home and above all else keep it tasteful. Good luck!

■ For more tips and advice from George, check out his website at [www.georgeclarke.co.uk](http://www.georgeclarke.co.uk)



# GREAT BRITISH SOFAS

GROSVENOR  
3 seater sofa  
was £849 -  
now £659

sofasofa



No Risk 21 day moneyback home trial  
5 year hardwood frame guarantee

Call **01495 244226** or visit **www.sofasofa.co.uk**



## VISTA CANOPIES.

IMPROVE YOUR HOME WITH A STYLISH  
CANOPY OR CARPORT

VISTA'S DESIGN-REGISTERED CANOPIES AND CARPORTS ALLOW YOU TO  
RECLAIM YOUR PATIO AND GIVE PROTECTION TO BOTH YOU AND YOUR CAR.

FOR A BROCHURE OR TO BOOK  
YOUR FREE SURVEY CALL:

 **0800 587 7144**

 **VISTA**  
CANOPIES & CARPORTS  
[WWW.VISTACANOPIES.COM](http://WWW.VISTACANOPIES.COM)



# Gardening

Great buys and advice to help your garden bloom



## Add a no-fuss water feature

If you've always dreamed of having a calming water feature in your garden but don't have a power supply outside, take a look at the latest options from Liberty. We love this tulip design which can be located anywhere, as it operates using a small lithium battery, which offers up to 14 hours of use from just one charge, then quickly recharges in just three hours. There's also a solar upgrade available, which can run and recharge the battery and pump. It also comes with a remote control which offers a variety of flow and timer settings.

**Tulip mains-free fountain**, £199.99, Liberty



## Jobs to do this month

- Water regularly in warm weather
- Deadhead flowering plants regularly
- Harvest ripe fruit and vegetables
- Save seeds and dry fresh herbs
- Plant any spring flowering bulbs
- Clean out cold frames and greenhouses ready for use in autumn

## Get long-lasting blooms

Baby Bio is best known for its indoor plant care products, but it has now branched out, offering a selection of plant food solutions for outdoors. The Vitality range of products contain a balanced formulation which helps to ensure tastier fruit and vegetables and longer-lasting blooms. The selection includes different

products suitable for various stages from planting

through to maturity or harvesting, and they're available from Homebase, priced from around £7.99.



## 3 OF THE BEST... seed storage ideas

These useful envelopes have plenty of space to record seed type, date collected and any additional notes

**Seed storage envelopes**, £3.95 for 12, Burdon & Ball



This lovely seed tin has a vintage-style design and is perfect for keeping seed packets safe and dry

**Heritage seed box**, £6.99, Suttons



We love these pretty tubes, ideal for storing runner beans once dry



**Seed storage containers**, £8 for five tubes, Hen & Hammock

Feature Lisa Hibberd



FOR MORE EXPERT ADVICE AND INSPIRATION GO TO [WWW.YOURHOMEMAGAZINE.CO.UK](http://WWW.YOURHOMEMAGAZINE.CO.UK)



Fill your front garden with an abundance of flowers for year-round colour

Image istock



# Create a stunning first impression

Ensure that your front garden is up to scratch, whatever its size, with our expert advice and planting ideas

The front garden is the first thing that visitors see when arriving at your home, so it's the ideal spot to make a good first impression, and, as many of us walk through our front garden every day, it can lift your spirits if it's well looked after. Although it's an area which can be easily neglected, it's also easy to transform, either with some well thought out additions or a complete overhaul.

There are plenty of reasons to update this important space, as well as improving

the appearance of your home from the outside and creating a warm welcome. A well-kept front garden can add value to a property, and help to clinch a sale, and you might even encourage your neighbours to follow suit, improving the look of the whole street. You can also make a significant difference to the local environment, attracting birds and insects and also helping with the issue of flooding, by rethinking the amount and type of paving that you have.



▲ Hanging baskets are the ideal way to brighten up the front of your home – regardless of how little space you might have. Spray any baskets that have seen better days with a coat of PlastiKote's Outdoor spray paint, shown here in Cameo Pink, which makes the ideal backdrop for a pretty trailing fuchsia

Outdoor spray paint in Cameo Pink, £7.99 per 400ml, PlastiKote





▲ **First impressions count – give your garden gate a coat of paint for a fresh new look**

Metal Projekt spray paint in Dark Green, £8.99 per 400ml, PlastiKote

## Where to begin...

No matter how small your front garden, with careful planning you can make it a beautiful, flower-filled space, even if you need to cover part of it for parking. Use as little paving as possible, limiting it to just two strips for car wheel tracks if possible, to help with drainage and to maximise greenery.

If you have to keep unattractive items such as wheelie bins in your front garden, screen them with shrubs or trellis. Alternatively, you could invest in or build a smart wooden store to conceal it from view completely.


▼ **A mixture of tulips and primroses will create a riot of colour**

Image istock



▼ **If your front garden is partly paved and has to be used as a driveway, use shrubs and hedges to maximum effect to add lush greenery throughout the year**

Image Bradstone



## EXPERT ADVICE

We asked TV gardener David Domoney for his top tips to help you make the most of your front garden...



● Container planting gives you the freedom to grow plants without having to tend to beds. My top tip for having the best containers on your street is to change their contents with the seasons. That way you'll always have lovely, colourful flowers to greet you when you get home. Always put more plants in containers than you think they need – they should look full and overflowing!

● Visit your local garden centre regularly to see what is in flower now. This also works if you ever find a bare patch in your garden – head to the garden centre and buy something that is currently in flower to plug the gap and achieve year-round colour.

● Many people have to keep their wheelie bin in their front gardens, but that doesn't mean it has to be an eyesore! Try covering it in adhesive vinyl to camouflage it – you can even get flower and ivy patterns.

● You can also plant fruit in your front garden – try trailing strawberry plants in hanging baskets and flowering quince bushes. Then you can have a beautiful front garden and free jam as well!

● To attract more wildlife into your front garden, install a bird bath, but remember to put fresh water out regularly. Bees need our help to survive too – plant wildflowers to give them the perfect habitat.

● Why not brighten up your front door too? Try a smart doorknob and a quirky door knocker – try a pine cone, a squirrel or the classic woodpecker. You could even get a doorbell that tweets like a bird!

● For more ideas to help you create a front garden that puts a smile on your face every time you come home, log on to [www.cultivationstreet.co.uk](http://www.cultivationstreet.co.uk).



◀ **Known as the Japanese Painted Fern, this fully-hardy deciduous fern will light up a shady corner of the garden with its variegated foliage. Although it looks exotic, it's actually very easy to grow, and will reach a height of 45cm**

Athyrium metallicum plant, £7.99, Suttons



# GARDENING

## Choosing plants and shrubs...

- Opt for a selection of plants that flower with every season, for year-round colour and to ensure that you always have something new to look at. If you need privacy, choose taller plants but make sure that you don't block too much light entering your windows.
- Climbing plants such as clematis, climbing roses or honeysuckle can help to brighten up plain walls. Provide support with trellis or an obelisk.
- Group pots and containers together for an attractive display. These will need regular watering during warmer months to keep them looking their best. Consider hanging baskets filled with beautiful blooms to create a stunning feature around your front door.
- Small lawns can be hard to maintain, so consider a ground cover plant instead. Sedum matting is also a great solution for sunny or light shaded spots – Enviromat's sedum matting contains a mixture of seven different types of sedum species, which are succulents and provide attractive, low-maintenance ground cover.
- Scented plants will create a beautiful aroma as you brush past them on the way to your front door. Lavender is a firm favourite, while fragrant herbs such as rosemary and mint will also work well.
- For a sunny front garden, try low-maintenance options such as yucca, hardy fuchsias, hebes, pittosporum and lavender. For shady gardens, consider hellebores, hostas, ferns and camellias.



▼ Create a path to be proud of, lining it with lush green plants, as seen at the RHS Hampton Court Palace Flower Show

Image Lizzie Orme



▲ A mix of container planting, hanging baskets and beds will create a riot of colour, as shown here at a past RHS Chelsea Flower Show

Image Lizzie Orme

◀ Make a colourful display using affordable plastic plant pots sprayed in your favourite colours

Outdoor spray paint, £7.99 per 400ml, PlastiKote

## CULTIVATION STREET

So far we have lost over seven million front gardens to tarmac or gravel. Streets that were once lined with cherry trees are now lined with wheelie bins. We are losing both the beautiful greenery and the wildlife in our neighbourhoods. This is mixed with rainwater drainage issues and a dramatic fall of pride in our neighbourhoods.

Back for its third year, Cultivation Street is a campaign run by David Domoney, from ITV1's Love Your Garden. David is passionate about ensuring that no more front gardens are lost to tarmac or gravel, and the campaign encourages us all to make changes and make the most of what we have. David, along with a team of expert judges, have been scouring the country to look for the most inspirational community, street and schools gardens across the UK. There are National Garden Gift Vouchers to be won, and the competition is open to streets with three or more consecutive front gardens,

as well as school gardens, community gardens and other neighbourhood gardening projects. The deadline for entries is Sunday 2nd August, so there's still time to get your entry in, and you can find more information at [www.cultivationstreet.co.uk](http://www.cultivationstreet.co.uk). Winners will be revealed at the end of August.

David says, 'The word 'community' is a hot topic these days. People say that our communities are fractured, or even lost, and that we have become isolated. But I believe that gardening has the power to bring people together. It's a nurturing, uplifting pastime that forces us to step back from our busy, technology-filled lives and reconnect with both nature and each other.'





# 3 FREE Geranium Brookside worth £15 when you order the collection of 18...



Geraniums are one of the most easy to grow species of the plant world and offer exceptional value for money. They fill gardens with amazingly hardy, free-flowering displays all summer long and into autumn. We have carefully selected this collection of hardy perennial Geraniums which will form sensationally colourful natural ground cover. When famous gardener Margery Fish was once asked for the secret of gardening, she answered, 'the secret is, when in doubt, plant a Geranium!'

Easy to grow, they are the perfect plant to use if you're restricted on time or new to gardening. Perfectly adapted to either growing in borders or containers, Geraniums are pest-resistant, drought-tolerant and unfussy on soil type. This carefully-selected collection is comprised of versicolor, phaeum and Rose Clair.

Buy 9 for £17.99 or get the Ultimate Hardy Geranium Collection of 18 (6 of each) for just 1p more, plus receive 3 FREE Geranium Brookside worth £15.



Geranium phaeum



Geranium Rose Clair



Geranium versicolor

**ORDER ONLINE AT: [www.hayloftplants.co.uk/ROYH15](http://www.hayloftplants.co.uk/ROYH15)**

**ORDER BY PHONE: 01386 426245 quote code ROYH15 (orders over £10)**

● Please send coupon to: Your Home Reader Offer, PO BOX 2020, Pershore, Worcestershire WR10 9BP.

Code	Description	Qty	Price	Total
ROYH15-27PGC03	Hardy Geranium (1 of each)	3	£12.99	
ROYH15-27PGC09	Hardy Geranium (3 of each)	9	£17.99	
ROYH15-27PGC21	Hardy Geranium (6 of each) plus 3 FREE Brookside (worth £15)	18	£18.00	
		<b>P&amp;P</b>	<b>£5.99</b>	
		<b>TOTAL DUE</b>		

**HOW TO ORDER:** Complete the order form and send to Your Home Hardy Groundcover Geraniums Reader Offer, PO BOX 2020, Pershore, WR10 9BP. To order online visit [www.hayloftplants.co.uk/ROYH15](http://www.hayloftplants.co.uk/ROYH15). To order by phone call 01386 426245 and quote ROYH15.

All plants will be despatched in 14 days at the perfect time to plant and enjoy-unless stated otherwise. Online orders will receive an order acknowledgement via email with approximate delivery date. Offer closes 31/08/2015. All items are subject to availability; we reserve the right to send suitable substitutes or for paid for items, offer a refund. If demand exceeds anticipated volumes for free items, we retain the right to replace with products of a similar retail value with no further notice. Offer available to UK addresses only. Reader Offers cannot be used in conjunction with any other promotions or discounts. Please tick here if you prefer not to receive offers from any company other than Hayloft Plants. ☐

Title..... Initial.....

Surname.....

Address.....

Postcode..... Daytime Tel.....

Email address.....

I enclose a cheque for £..... made payable to Hayloft Plants Ltd with my name and address on the back.

OR charge my Visa/Mastercard/Maestro

Card number.....Start date.....

Expiry date..... Maestro issue number.....

CV2 code..... Signature.....



★ WIN! ★ WIN! ★ WIN! ★ WIN! ★ WIN! ★ WIN! ★

# We have £6,827 worth of fab prizes up for grabs!

## Win DIY vouchers and Command™ products worth £250

To celebrate the launch of the new TV campaign from Command™ Brand, we've teamed up with Command Strips from 3M, a range of damage-free picture hanging solutions, to give three lucky winners an amazing £200 to spend at DIY stores including B&Q, John Lewis and Robert Dyas, plus Command products worth £50. For more information visit [www.commandstrips.co.uk](http://www.commandstrips.co.uk).



**ENTER ONLINE!** Visit [www.yourhomemagazine.co.uk](http://www.yourhomemagazine.co.uk)

**TEXT ENTRY OPTION!** Text YHGIVE1

followed by a space then your name and address to 87080. Texts cost 50p.\*\*



☎ **0901 819 0681\*** Calls cost 30p per min

## Win a SEBO vacuum cleaner

For a quiet, powerful clean with all the benefits of SEBO's trusted expertise, the new SEBO E1 Pet vacuum cleaner ticks all the boxes. We've teamed up with SEBO to give three lucky readers an E1 Pet vacuum, worth £259.95. Ideal for family homes, the onyx black E1 Pet also has easy-glide castors and a selection of on-board tools to help clean every corner of your home. Visit [www.sebo.co.uk](http://www.sebo.co.uk) or call 01494 465533 for more information.



**ENTER ONLINE!** Visit [www.yourhomemagazine.co.uk](http://www.yourhomemagazine.co.uk)

**TEXT ENTRY OPTION!** Text YHGIVE2 followed by a space then your name and address to 87080. Texts cost 50p.\*\*



☎ **0901 819 0682\*** Calls cost 30p per min

## Win a stylish shower from Create Studio

Family-owned Create Bathroom and Kitchen Studio is offering a stunning Aqata shower screen and shower, worth £2,000, to one lucky reader. The prize includes a top of the range Spectra SP400 shower screen that's ideal for a wet room, as well as a shower from the Aqata Linneal Shower series featuring a rectangular, easy-clean head. Now in its fourth generation, Create Bathroom and Kitchen Studio is a leading designer, supplier and installer of bathrooms and kitchens. Visit [www.create-studio.co.uk](http://www.create-studio.co.uk) for more information.

### Terms and Conditions

The shower screen is left-hand entry and the prize may differ slightly to the picture.

**ENTER ONLINE!** Visit [www.yourhomemagazine.co.uk](http://www.yourhomemagazine.co.uk)

**TEXT ENTRY OPTION!** Text YHGIVE3 followed by a space then your name and address to 87080. Texts cost 50p.\*\*

**c|r|e|a|t|e: bathroom + kitchen studio™**



☎ **0901 819 0683\*** Calls cost 30p per min



## Win a Whirlpool fridge freezer

2  
great  
prizes



We've teamed up with Whirlpool to offer two lucky winners a new Supreme NoFrost fridge freezer, worth £449.99. Keep food fresh with Whirlpool 6th Sense Fresh Control food preservation technology, which keeps the temperature and humidity at the perfect level. What's more, the anti-bacterial filter keeps unpleasant odours at bay and the freezer will make ice in just 30 minutes. Visit [www.whirlpool.co.uk](http://www.whirlpool.co.uk) for more information.

**ENTER ONLINE!** Visit [www.yourhomemagazine.co.uk](http://www.yourhomemagazine.co.uk)  
**TEXT ENTRY OPTION!** Text YHGIVE4 followed by a space then your name and address to 87080. Texts cost 50p.\*\*



**0901 819 0684\*** Calls cost 30p per min

## Win a Verycook Grill

1  
amazing  
prize

We've teamed up with Verycook to offer one lucky reader a Verycook Plancha Grill, Vexpizz oven and Verycook kitchen trolley, worth £747. The Plancha Grill is perfect for cooking alfresco and is available in 10 colours. Use it to create a variety of dishes, from grilled meat and seafood, to stir fries, pizzas and breads. View the range at [www.verycook.co.uk](http://www.verycook.co.uk).



### Terms and conditions

1. Prize doesn't include cooking gas.
2. Verycook Plancha Grill is supplied with a stainless steel coated cooking surface

### ENTER ONLINE!

Visit [www.yourhomemagazine.co.uk](http://www.yourhomemagazine.co.uk)

**TEXT ENTRY OPTION!** Text YHGIVE5 followed by a space then your name and address to 87080.

Texts cost 50p.\*\*



**0901 819 0685\*** Calls cost 30p per min

## Win bespoke radiator covers from Kingston Cabinets

Luxury bespoke furniture manufacturer, Kingston Cabinets, is offering one lucky reader the chance to win radiator cabinets up to the value of £750. Kingston Cabinets offers a personalised service and craft high-quality, custom-built furniture from beginning to end. For more information visit [www.kingstonscabinets.com](http://www.kingstonscabinets.com).



1  
lucky  
winner

**Terms and Conditions** Kingston Cabinets will supply the product(s) upon supplied measurements from the winner and will be delivered only to the winner's home.

**ENTER ONLINE!** Visit [www.yourhomemagazine.co.uk](http://www.yourhomemagazine.co.uk)  
**TEXT ENTRY OPTION!** Text YHGIVE6 followed by a space then your name and address to 87080. Texts cost 50p.\*\*

**0901 819 0686\*** Calls cost 30p per min

## Win tickets to The London Homebuilding & Renovating Show

25  
fab  
prizes

We've teamed up with The London Homebuilding & Renovating Show to give 25 readers a pair of tickets to this one-stop event. There will be plenty of practical advice and a wide variety of innovative products and services on offer to get visitors inspired. Tickets cost £36 a pair and allow entry for any one day at ExCel London from 25th-27th September 2015. Visit [www.homebuildingshow.co.uk](http://www.homebuildingshow.co.uk) for more information.



**ENTER ONLINE!** Visit [www.yourhomemagazine.co.uk](http://www.yourhomemagazine.co.uk)

**TEXT ENTRY OPTION!** Text YHGIVE7 followed by a space then your name and address to 87080. Texts cost 50p.\*\*

**0901 819 0687\*** Calls cost 30p per min

**To enter:** Phone or text your name and address for the prize you would like to win or enter online at [www.yourhomemagazine.co.uk](http://www.yourhomemagazine.co.uk). Phone and text entries must reach us by midnight on 31st August 2015, and three working days later for online entries. \*Calls cost 30p per minute plus your network access charge and last approx. 2 minutes. Calls from mobiles may vary. \*\*Texts cost 50p plus your standard network charge. This is not a subscription service. Lines close at midnight on 31st August 2015 and three working days later for online entries. Winners will be selected at random from all correct entries received after the closing date. If you call to enter after the advertised closing date you will not be entered into the competition, but you may still be charged. **RULES:** 1) Hubert Burda Media UK may use your details to let you know about other products and services we think may be of interest to you. If you do not want offers from us, please end your text message with BURDA NO. 2) The competition is open to anyone in the UK over the age of 18, apart from employees of Hubert Burda Media UK, Spoke and any other companies involved in the competition. 3) Unless otherwise stated prizes include delivery to the UK mainland but not installation or removal of existing appliances or products. 4) No cash alternative is available and products will not be changed or upgraded, but should the prize become unavailable Your Home has the right to offer an alternative prize. 5) Only one online entry per giveaway per person. 6) Winners must be willing to participate in publicity if required. 7) Proof of postage is not proof of receipt. 8) The Editor's decision is final and no correspondence will be entered into. 9) Unless otherwise stated prizes must be claimed within six months. 10) Holidays and breaks are subject to availability at the time of booking and unless otherwise stated do not include travel, insurance or extras. 11) Reproduction of this competition in whole or in part without written permission is prohibited. Hubert Burda Media UK reserves the right to prosecute any offending parties. 12) Allow 8 -10 weeks from selection for completion. 13) Entrants are asked to provide their full name and address when entering the competition. SP: Spoke - 0333 202 3390.





# Shopping guide

**A** **Aladdin's Cave** 020 8320 2553  
**Allposters.co.uk** 020 8435 6555  
[www.allposters.co.uk](http://www.allposters.co.uk)  
**Amazon** [www.amazon.co.uk](http://www.amazon.co.uk)  
**Annie Sloan** 01865 713089  
[www.anniesloan.co.uk](http://www.anniesloan.co.uk)  
**Anthropologie** 00800 0026 8476  
[www.anthropologie.eu](http://www.anthropologie.eu)  
**AnySharp** 01382 868120 [www.anysharp.com](http://www.anysharp.com)  
**AO.com** 0844 324 9222 [www.ao.com](http://www.ao.com)  
**The Apple Tree Gift Shop and Tea House**  
 01332 987001 [www.theappletreegiftshop.co.uk](http://www.theappletreegiftshop.co.uk)  
**Argos** 0345 640 3030 [www.argos.co.uk](http://www.argos.co.uk)  
**Arnotts** [www.arnotts.ie](http://www.arnotts.ie)  
**Arthouse** 01706 239600 [www.arthouse.com](http://www.arthouse.com)  
**Asda** 0800 952 0101 [www.asda.com](http://www.asda.com)  
**Aspace** 0845 872 2500 [www.aspace.co.uk](http://www.aspace.co.uk)

**B** **B&M** 0151 728 5400  
[www.bmstores.co.uk](http://www.bmstores.co.uk)  
**B&Q** 0333 014 3098 [www.diy.com](http://www.diy.com)  
**Baby Bio** [www.bayergarden.co.uk](http://www.bayergarden.co.uk)  
**Bathstore** 0330 024 0845 [www.bathstore.com](http://www.bathstore.com)  
**BBQ Pride** [www.ovenpride.com](http://www.ovenpride.com)  
**Bemz** 0800 048 8404 [www.bemz.com](http://www.bemz.com)  
**Benchmark** [www.benchmarkkitchens.co.uk](http://www.benchmarkkitchens.co.uk)  
**Berry Red** 0845 450 3937 [www.berryped.co.uk](http://www.berryped.co.uk)  
**Better Bathrooms** 0333 777 4777  
[www.betterbathrooms.com](http://www.betterbathrooms.com)  
**Bhs** 0344 411 6000 [www.bhs.co.uk](http://www.bhs.co.uk)  
**Big Yellow Self Storage** 0800 783 4949  
[www.bigyellow.co.uk](http://www.bigyellow.co.uk)  
**Bin Buddy** [www.binbuddy.challs.com](http://www.binbuddy.challs.com)  
**Biscuiteers** 0870 458 8358  
[www.biscuiteers.com](http://www.biscuiteers.com)  
**Blakemere Antiques Emporium**  
 01606 888974  
[www.blakemereantiquesemporium.com](http://www.blakemereantiquesemporium.com)  
**BoConcept** [www.boconcept.com](http://www.boconcept.com)  
**Brabantia** [www.brabantia.com](http://www.brabantia.com)  
**Bradstone** [www.bradstone.com](http://www.bradstone.com)  
**Brume** 01364 73090 [www.brume.co.uk](http://www.brume.co.uk)  
**Burgon & Ball** 0114 233 8262  
[www.burgonandball.com](http://www.burgonandball.com)

**C** **Cabbages & Roses** 020 7352 7333  
[www.cabbagesandroses.com](http://www.cabbagesandroses.com)  
**Cambrian House Emporium**  
 01691 652257  
**Candle & Cake** 01953 797200  
[www.candleandcake.co.uk](http://www.candleandcake.co.uk)  
**Candy** [www.candy-domestic.co.uk](http://www.candy-domestic.co.uk)  
**Carpetright** 0330 333 3444  
[www.carpetright.co.uk](http://www.carpetright.co.uk)  
**Cath Kidston** 0845 026 2440  
[www.cathkidston.co.uk](http://www.cathkidston.co.uk)  
**Charnwood** 01983 537777  
[www.chnwood.com](http://www.chnwood.com)  
**CICO Books** [www.rylandpeters.com](http://www.rylandpeters.com)  
**Cloudberry Living** 0330 123 3301  
[www.cloudberryliving.co.uk](http://www.cloudberryliving.co.uk)  
**Cole & Son** [www.cole-and-son.com](http://www.cole-and-son.com)  
**Colefax and Fowler** 020 8874 6484  
[www.colefax.com](http://www.colefax.com)  
**The Contemporary Home** 0845 130 8229  
[www.tch.net](http://www.tch.net)  
**Cooke and Lewis** [www.cookeandlewis.co.uk](http://www.cookeandlewis.co.uk)  
**Crystal Palace Antiques** 020 8480 7042  
[www.crystalpalaceantiques.com](http://www.crystalpalaceantiques.com)



**CTD Tiles** 0800 783 7007 [www.ctdtiles.co.uk](http://www.ctdtiles.co.uk)  
**Cult Furniture** 020 8185 6960  
[www.cultfurniture.com](http://www.cultfurniture.com)  
**Cuprinol** 0333 222 7171 [www.cuprinol.co.uk](http://www.cuprinol.co.uk)  
**Currys** 0344 561 0000 [www.currys.co.uk](http://www.currys.co.uk)

**D** **Debenhams** 0344 800 8877  
[www.debenhams.com](http://www.debenhams.com)  
**Designers / Makers**  
[www.designersmakers.com/shop](http://www.designersmakers.com/shop)  
**DFS** 0808 149 3731 [www.dfs.co.uk](http://www.dfs.co.uk)  
**Dotcomgiftshop** 020 8746 2473  
[www.dotcomgiftshop.com](http://www.dotcomgiftshop.com)  
**Dulux** 0333 222 7171 [www.dulux.co.uk](http://www.dulux.co.uk)  
**Dunelm** 0345 165 6565 [www.dunelm.com](http://www.dunelm.com)

**E** **Ecos Paints** 01524 852371  
[www.ecosorganicpaints.co.uk](http://www.ecosorganicpaints.co.uk)  
**E-Crafts** [www.e-crafts.co.uk](http://www.e-crafts.co.uk)  
**EE** [www.ee.co.uk](http://www.ee.co.uk)  
**Emily Sutton** [www.emillustrates.com](http://www.emillustrates.com)

**F** **Falcon Fabrics** [www.falconfabrics.co.uk](http://www.falconfabrics.co.uk)  
**Farrow & Ball** 01202 876141  
[www.farrow-ball.com](http://www.farrow-ball.com)  
**Fenwick** [www.fenwick.co.uk](http://www.fenwick.co.uk)  
**Fieaga Bath & Tile** [www.fieaga.com](http://www.fieaga.com)  
**Fired Earth** 01295 814396  
[www.firedearth.com](http://www.firedearth.com)  
**Fitzsimons Staircases** 00353 4692 41043

**Forest** 0844 248 9801  
[www.forestgarden.co.uk](http://www.forestgarden.co.uk)  
**Foxhunters** 0191 251 7776  
[www.foxhunterscarpetsandbeds.com](http://www.foxhunterscarpetsandbeds.com)

**G** **Garden Trading** 0845 608 4448  
[www.gardentrading.co.uk](http://www.gardentrading.co.uk)  
**George Home** 0800 952 3003  
[www.george.com](http://www.george.com)  
**Ginger Ray** 0845 680 2975  
[www.gingerray.co.uk](http://www.gingerray.co.uk)  
**Graham & Brown** 0800 328 8452  
[www.grahamandbrown.com](http://www.grahamandbrown.com)

**H** **H&M** 0344 736 9000 [www.hm.com](http://www.hm.com)  
**Habico** 0113 263 1500  
[www.habico.co.uk](http://www.habico.co.uk)  
**Habitat** 0344 499 4686 [www.habitat.co.uk](http://www.habitat.co.uk)  
**Hammonds** 0800 021 4363  
[www.hammonds-uk.com](http://www.hammonds-uk.com)  
**Harlequin** 0845 123 6805  
[www.harlequin.uk.com](http://www.harlequin.uk.com)  
**Hayloft** 01386 562999  
[www.hayloft-plants.co.uk](http://www.hayloft-plants.co.uk)  
**Helen Round** 01752 822817  
[www.helenround.com](http://www.helenround.com)  
**Hen & Hammock** 01844 217060  
[www.henandhammock.co.uk](http://www.henandhammock.co.uk)  
**Heritage Bathrooms** 0330 026 8501  
[www.heritagebathrooms.com](http://www.heritagebathrooms.com)



# Where to buy everything in this issue

**Hi Style** 00353 4198 34488  
**Hobbycraft** 0330 026 1400  
www.hobbycraft.co.uk  
**Home Outlet** 0845 075 6011  
www.home-outlet.co.uk  
**Homebase** 0345 077 8888  
www.homebase.co.uk  
**HomeSense** 01923 473561  
www.homesense.com  
**Hook Carpets** 01256 764719  
www.hookcarpets.co.uk  
**Hotpoint** 0344 811 1009 www.hotpoint.co.uk  
**House Junkie** 01886 884091  
www.housejunkie.co.uk  
**House of British Ceramic Tile** 01626 834774  
www.britishceramictile.com  
**House of Fraser** 0345 602 1073  
www.houseoffraser.co.uk  
**Howdens** www.howdens.com

**Ikea** 020 3645 0015 www.ikea.com  
**In Spaces** 020 7580 1990  
www.in-spaces.com  
**Irwin Tools** www.irwin.co.uk

**John Lewis** 0345 604 9049  
www.johnlewis.com  
**Joules** www.joules.com

**Kieran Lally & Associates**  
00353 4293 38861

**Lakeland** 01539 488100  
www.lakeland.co.uk  
**Laura Ashley** 0333 200 8009  
www.lauraashley.com  
**Le Petit Pom** www.etsy.com/shop/LePetitPom  
**Lec** 0344 815 3737 www.lec.co.uk  
**Liberty** 020 7734 1234 www.liberty.co.uk  
**Liberty Features** www.libertyfeatures.co.uk  
**Lifestyle Kitchens** 01227 742424  
www.lifestyle-furniture.biz  
**Little Greene** 0845 880 5855  
www.littlegreene.com  
**Loaf** 0845 468 0667 www.loaf.com

**M&S** 0333 014 8000  
www.marksandspencer.com  
**Made.com** 0344 257 1888  
www.made.com  
**Manuel Canovas** www.manuelcanovas.com  
**Marquis & Dawe** 01925 767611  
www.marquisanddawe.co.uk  
**Matalan** 0333 004 4444 www.matalan.co.uk  
**MDM Furniture** www.mdmfurniture.com  
**Mini Eden** www.minieden.co.uk  
**The Money Advice Service**  
www.moneyadvice.service.org.uk  
**Moreton Bathrooms and Kitchens**  
01280 824449  
www.moretonbathroomsandkitchens.co.uk  
**Murtaghs of Drogheda**  
www.murtaghsdrogheda.ie

**The Natural Tile and Marble Company** 00353 4198 04918  
**The Nautical Company** 01256 351283  
www.thenauticalcompany.com

**Needcraft** 01992 700311  
www.needcraft.co.uk  
**Neptune** 01793 427450 www.neptune.com  
**Newgate** 01691 679994  
www.newgateclocks.com  
**Next** 0333 777 8000 www.next.co.uk  
**Nina Campbell** 020 7225 1011  
www.shop.ninacampbell.com  
**North Berwick Bathroom & Tile Company** 01620 850435  
www.northberwickbathrooms.com  
**Notjustjugs.com** 020 7254 9996  
www.notjustjugs.com  
**Notonthehighstreet** 0345 259 1359  
www.notonthehighstreet.com

**Oak Furniture Land** 0800 440 2254  
www.oakfurnitureland.co.uk  
**Oliver Bonas** 020 8974 0110  
www.oliverbonas.com  
**Olivia Bard** www.oliviabard.co.uk  
**Orla Kiely** www.orlakiely.com  
**Out There Interiors** 020 8099 7443  
www.outthereinteriors.com  
**OXO** 0114 242 0405 www.oxouk.com

**Peter Martin Engineering**  
0283 088 8495  
www.petermartinengineering.com  
**Pipii** 01342 823921 www.pipii.co.uk  
**PlastiKote** www.plasti-kote.co.uk  
**The Pod Company** 0117 373 2564  
www.thepodcompany.co.uk  
**Prestigious Textiles** 01274 688448  
www.prestigious.co.uk  
**Protek** www.protekwoodstain.co.uk

**Quick-Step** 0844 811 8288  
www.quick-step.com  
**QVC** 0800 514 131 www.qvcuk.com

**The Range** 0845 026 7598  
www.therange.co.uk  
**Rangemaster** www.rangemaster.co.uk  
**Rangemaster Sinks and Taps**  
www.rangemastersinks.co.uk  
**RE** 01434 634567 www.re-foundobjects.com  
**Reclaimed World** 01829 760288  
www.reclaimedworld.com  
**Refunk Your Junk** 0191 222 0212  
www.recycleyourfurniture.com  
**Robert Dyas** 0800 707 6677  
www.robertdyas.co.uk  
**Robert Mooney Furniture**  
www.robertmooneyfurniture.ie

**Sanderson Home** 0844 543 9500  
www.sanderson-uk.com  
**Scion** 0845 123 6805 www.scion.uk.com  
**SCS** 0800 731 0048 www.scs.co.uk  
**Simply Beds** 01748 830888  
www.simplybedsuk.com  
**Sisal & Seagrass** 020 8558 0887  
www.sisalandseagrass.co.uk  
**Smart Garden Offices** 01473 833997  
www.smartgardenoffices.co.uk  
**Sofa.com** 0345 400 2222 www.sofa.com  
**Sofaworks** 0800 140 4040  
www.sofaworks.co.uk

**Steel Magnolias** 0845 548 9978  
www.steel-magnolias.co.uk  
**Stellar** 0117 940 0000  
www.stellarcookware.co.uk  
**Stillorgan Decor** www.stillorgandecor.com  
**Store** 0844 414 2885  
www.aplaceforeverything.co.uk  
**The Stripes Company** 01244 336387  
www.thestripescompany.com  
**Suttons** 0844 922 0606 www.suttons.co.uk  
**Swanky Maison** www.swankymaison.com  
**Sweetpea & Willow** 0345 257 2627  
www.sweetpeaandwillow.com

**Talking Tables** 020 7627 6767  
www.talkingtables.co.uk  
**TC Matthews** www.tcmatthews.ie  
**Tefal** www.tefal.co.uk  
**The Terracotta Shop** 01993 772535  
www.theterracottashop.co.uk  
**Tesco Direct** 0800 323 4050  
www.tesco.com/direct  
**Tile Depot** 0843 289 9218  
www.thetiledepot.co.uk  
**Time and Tide** 01620 894045  
www.timeandtidestores.co.uk  
**TK Maxx** 01923 473561 www.tkmaxx.com  
**To Dry For** 0845 652 9274 www.todryfor.com

**Vanessa Arbuthnott** 01285 831437  
www.vanessaarbuthnott.co.uk  
**Velux** www.velux.co.uk  
**Very** 0844 822 2321 www.very.co.uk  
**Victoria Plumb** 0344 804 4848  
www.victoriaplumb.com  
**Victorian Plumbing** 0800 862 0878  
www.victorianplumbing.co.uk  
**Victoriana Antiques** 0239 281 2835  
www.victorianasouthsea.co.uk  
**Vintage Apple Crates** 01227 202875  
www.vintageapplecrates.com  
**VOGA** 020 3176 2802 www.voga.com

**Wallpaper Direct** 01323 430886  
www.wallpaperdirect.com  
**Warmup** 0845 345 2288  
www.warmup.co.uk  
**Weber** 020 3630 1500 www.weberbbq.co.uk  
**Whirlpool** 0344 815 9889  
www.whirlpool.co.uk  
**WhistleFish Gallery** 01209 202441  
www.whistlefish.com  
**Wickes** 0330 123 4123 www.wickes.co.uk  
**The Window Film Company** 01494 794477  
www.windowfilm.co.uk  
**Witney Glass Company** 01993 771515  
www.witneyglassco.co.uk  
**Wogan's Interiors in Drogheda**  
00353 4298 39620  
**Wyevalde Garden Centres** 0344 272 3000  
www.wyevaldegardencentres.co.uk

**Yankee Candle** 0117 316 1260  
www.yankeecandle.co.uk

**Zara Home** 0800 026 0091  
www.zarahome.com



# SHABBY CHIC SIGNS BY VINTAGE PRODUCT DESIGNER AUSTIN SLOAN

- 100's of beautiful signs to view
- Custom design service available
- Unique Interiors including Height Charts, Coat Hooks & Key Hooks
- We specialise in personalised wedding presents
- New designs added daily



Handmade  
in Great Britain



Reclaimed rustic timber wall art  
60cm x 60cm £45



Personalise your own sign £30



Small hanging signs 30cm x 10cm £10



Wooden family height  
chart 160cm x 25cm  
£65 Personalised £75



Long handmade word signs  
90cm x 10cm £20 Personalised £30

[www.austinsloan.co.uk](http://www.austinsloan.co.uk)



- ✓ Easy to measure
- ✓ Simple to install
- ✓ Saved a fortune



Find DIY shutters that tick all the boxes at [californiashutters.co.uk](http://californiashutters.co.uk)

0800 195 0 196

**CALIFORNIA  
SHUTTERS**  
Measure, install and save



Designed and made by Howdens.  
Supplied and fitted by your local builder.

Visit [www.howdens.com](http://www.howdens.com) to see our full range of kitchens and joinery products, or call 0800 6888 167 to request a brochure.



## Give your old staircase a new style

The right staircase can really bring out the beauty of your home. We make it easier than ever to update your existing staircase by giving it a complete design makeover – **in as little as 48 hours.** Get inspired. Call now for a free design visit.

- **Contemporary and classic styles**
- **Wood, metal, glass and lighting options**
- **No structural work needed**
- **Nationwide service**

► Call **0845 190 2171**  
► or visit [www.jamesgrace.co.uk](http://www.jamesgrace.co.uk)

**JAMES GRACE**   
Taking staircases to another level



**10<sub>yr</sub>**  
guarantee

UP TO  
**25% OFF\***  
ALL STAIRCASES IN OUR  
**SUMMER SALE**

\*For bookings made until 31st July 2015. The summer sale offer cannot be used in conjunction with any other offer.





up to **50% off\***

*Made-to-measure blinds, curtains & shutters*

TO BOOK AN APPOINTMENT WITH YOUR LOCAL ADVISOR  
CALL 0800 587 6470 OR VISIT [HILLARYS.CO.UK](http://HILLARYS.CO.UK)

**HILLARYS**  
Make a window. Make a room.

\*T's & C's apply.

## SUMMER SALE NOW ON

**SAVE 20% ON ALL  
BATHROOM VANITY UNITS**



French & English Bathroom Vanity Units

Single, Double & Bespoke Designs

Solid Marble Tops

Toto Bowls

*Finished in any paint colour of your choice*



**Blackswanfurniture.co.uk**

**Tel: 01279 718907**

## How to Become a Successful Writer!



If you've ever fancied being a writer but don't know where to start – here's the answer. For the past twenty-six years The Writers Bureau has been running a home-study Creative Writing course that teaches ordinary people how to write, get published and earn an extra income.

'Most people can be taught to write for publication,' claims Susan Busby, Head of Britain's largest writing college, 'as long as they want to write, are willing to learn and put in the time and effort required. Our students prove that. They come from all walks of life and have very different educational backgrounds. Yet, after studying with us many will see their name in print for the first time.'

The Creative Writing course offered by The Writers Bureau covers all genres – articles, short stories, novels, books, scripts etc. so students get a chance to explore all types of writing to find where their interests and talents lie.

Students also receive individual, personal tuition from a professional writer who gives guidance on style, technique and marketing.

'The course gives a student confidence in their work and the know-how to increase their chances of publication,' explains Susan.

'Unfortunately, the untrained writer is more likely to have their work returned to them, not because they can't write, but because they haven't followed the rules of the publishing world. And that, in a large part, is what we teach – how to make your work acceptable to those who will pay for it.'

The college also provides a whole support system to novice writers that includes their tutors, their advisors, free resources and chance to converse with other writing students on their website.

The Writers Bureau is so confident in the training and support it provides that they give an amazing money back guarantee – if a student doesn't earn their fees back through published writing by the end of their course the college will refund them in full. Plus, the course comes on 15-day trial so you can see for yourself the quality of the training on offer.

To find out more about how The Writers Bureau can help you become a successful, published writer contact them for a free prospectus:

0800 856 2008  
[www.writersbureau.com](http://www.writersbureau.com)

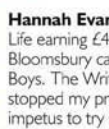
## Why Not Be A Writer?

First-class home-study course gets you a flying start. Earn while you learn. Expert tutors, personal guidance, help to sell your writing and much more! It's ideal for beginners. Details free. No cost. No obligation. Send the coupon, call or click NOW!



**Published**

**Tim Skelton** "Besides seeing my first book in print, I've appeared in The Times and The Independent, and updated yet more guidebooks for Fodor's, Thomas Cook, and the AA. I am writing flat-out, and getting paid what I can now describe with pride as a decent salary. And it is thanks to The Writers Bureau that I got this chance. It provided me with the opportunity to realise an ambition which I didn't know how to nurture. I do now."



**Published**

**Hannah Evans** "I've been published in The Guardian and Good Life earning £400. And now I've got my first book published by Bloomsbury called MOB Rule: Lessons Learned by a Mother of Boys. The Writers Bureau course provided me with structure, stopped my procrastination but most importantly it provided the impetus to try something different."



**Published**

**YES! Please send me free details on how to become a successful, freelance writer.**

NAME .....

ADDRESS .....

POST CODE .....

EMAIL .....

Freepost RSSK-JZAC-JCJG

**The Writers Bureau**

Dept M12715

Manchester, M3 1LE

Freephone **0800 856 2008**

[www.writersbureau.com](http://www.writersbureau.com)



[www.facebook.com/writersbureau](http://www.facebook.com/writersbureau)  
[www.twitter.com/writersbureau](http://www.twitter.com/writersbureau)

email: [15W1@writersbureau.com](mailto:15W1@writersbureau.com) Please include your name and address



Members of BILD and ABCC



# ConservatoryLand®



**SELF BUILD  
CONSERVATORIES  
DELIVERED  
TO YOUR DOOR**

For a **FREE BROCHURE**  
and prices, call now or go online

**0800 952 8000**

**conservatoryland.com**



**30% OFF**  
SAVE £1000'S  
—  
**PAY ONLY**  
**£99**  
**DEPOSIT**  
& NOTHING MORE  
FOR A YEAR

ConservatoryLand is a trading name of Eversal Roofline Limited which is authorised and regulated by the Financial Conduct Authority.

Credit is subject to application and status. Eversal Roofline Ltd T/A ConservatoryLand, act as a credit intermediary and exclusively offers credit products from Hitachi Capital Consumer Finance with whom we have a commercial relationship. Hitachi Capital (UK) PLC is authorised and regulated by the Financial Conduct Authority. Registered in Cardiff no. 1630491. Registered office: Hitachi Capital House, Thorpe Road, Staines-upon-Thames, Surrey, TW18 3HP.

The White Lighthouse  
*Furniture and accessories for your home*



[www.TheWhiteLighthouseFurniture.co.uk](http://www.TheWhiteLighthouseFurniture.co.uk)

**TO ADVERTISE  
TELEPHONE  
RACHAEL LING  
ON  
01206 851117  
EXT 238**

# FAB 2

We look and we are different

We contain no silicones and  
no water (unlike well known brands)

We provide exceptional  
depth of shine

We are owned by an  
Anglophile



**SILICONES AND WATER CAN  
DAMAGE THE FINISH OF  
FURNITURE & LEATHER**

Wood Silk is available in all major supermarkets.  
Leather Silk is available in

**ASDA wilkinson BOYES**

Aristowax Products

Tel: (01603) 439391

[sales@aristowax.com](mailto:sales@aristowax.com) ©2014







## The room is the view.

Gorgeous shutters, designed and installed by experts.

Ask for samples and a free quote.  
shutterlyfabulous.com

0800 9 700 800

shutterlyfabulous

PurpleHolly  
STYLISH HOME GIFTS

[www.purpleholly.co.uk](http://www.purpleholly.co.uk)



Kitchen



Living



Garden



Gifts

**Claim 10% off with code YH15**

[www.purpleholly.co.uk](http://www.purpleholly.co.uk)

Visit our showroom: Unit 1A, Chestnut Industrial Estate,  
Bassingham, Lincoln LN5 9LL (open Mon-Fri 9-4 & Sat 10-1)

or call 01522 789748



JWalls

CUSTOM WALLS MADE EASY

500 designer walls • art • textures • prints • patterns • [jwwalls.com](http://jwwalls.com)

To place an advert here please call 01206 851117 ext 238

[www.yourhomemagazine.co.uk](http://www.yourhomemagazine.co.uk)



# Decking

Long lasting protection

The perfect anti-slip finish  
for added safety

- > Will not crack, peel or blister
- > Protects against mould, algae and fungal decay
- > Water and weather resistant



Call or visit  
the web for  
stockists.



+44 (0)1296 481 220  
[www.osmouk.com](http://www.osmouk.com)

**osmo**

# We Clean Ovens

...so you don't have to!



Call us today to leave  
your cooking  
appliances sparkling,  
using our own  
eco friendly products.

Our oven cleaning  
experts will leave  
you free to  
enjoy your  
valuable leisure time.

**oven**  
oven valeting service

Local | National | Affordable

Call TODAY for LOCAL service



**0800 140 9800**  
[www.oven.co.uk](http://www.oven.co.uk)

**ECOS ORGANIC PAINTS®**  
mineral earth pigments  
- for unrivalled quality and colour -  
[ecospaints.com](http://ecospaints.com) 01524 852371



DAVID AUSTIN®

*Beautiful, fragrant summer blooms*



Save 15% when you order David Austin's fragrant  
English Roses by August 31<sup>st</sup> 2015, quoting code YH5.

Tel: 01902 376300  
[www.davidaustinroses.com](http://www.davidaustinroses.com)



# Eco news

Discover the latest eco-friendly buys and advice



Image Stefan Handy



## Eco expert

**We spoke to Dr Rachel Warmington, Plant Pathologist at the Eden Project, to get some top tips on composting**

'The Eden Project composts over 150 tonnes of waste each year, which is used to improve the soil across the site. For home composting, don't worry if your compost heap has become too dry or too wet – add water or mix in some wetter or drier material and it will sort itself out. Also, don't put too many dry leaves in your compost heap as these can take a long time to rot down. Collect fallen leaves into bags with a few air holes and over time they will decompose into rich leaf mulch which can be used as a soil improver or in potting mixes.'



Image iStock

**BeeMat pre-seeded grow mat, £22.99 for three, Home Outlet**

## Make your garden bee-autiful

Brighten up your garden and help out the declining bee population with these easy to use, biodegradable flower mats from Home Outlet. BeeMats contain the seeds of nectar and pollen-rich flowers such as Goldenrod, Borage and Viper's Bugloss, meaning your flowerbeds will look great while encouraging bees into your garden. They're really easy to use too – just dig the bed to the size and shape you need, flatten and de-weed the soil, lay the mat on top and cover it with a thin layer of compost. Your garden will be a hive of activity in no time!

## A FESTIVAL WITH A DIFFERENCE

There's nothing quite like listening to live music in the great outdoors, but festivals aren't always the most environmentally-friendly events, despite the organisers' best efforts. This month, why not check out a festival where being green is at the heart of everything on offer? We like the sound of The Green Gathering in Chepstow on the Welsh border, where all stages are solar-powered, showers are wood-fired and you can learn to bake bread and make jewellery, or just relax in the beautiful surroundings. Advance adult tickets cost £100, or £110 on the gate, and you can find out more at [www.greengathering.org.uk](http://www.greengathering.org.uk).

## Keep it natural

If you're on the lookout for eco-friendly homewares, Helen Round's collection of hand-printed accessories could be just what you've been searching for. Helen's gorgeous designs, inspired by the Cornish countryside surrounding her studio, are printed onto linen and hemp, with some of the hemp made from recycled sailor's sacks. What's more, everything is printed in Cornwall using water-based, eco-friendly inks and made with locally sourced materials where possible. We love the linen bread bag that will keep your bread fresh and your kitchen décor even fresher.

Garden collection hand printed linen bread bag, £19.95, Helen Round



## WEBSITE WATCH... [www.yourssustainably.com](http://www.yourssustainably.com)

Yours Sustainably has a fantastic selection of eco-friendly, ethically-produced gifts and homeware that shows you don't have to compromise on style when buying green. Click on the 'shop the world' link and you can browse according to where in the world products have been made, learn a bit about each supplier and find out what makes them ethical or eco-friendly.





# YOUR KITCHEN MADE BY US IN THE UK

We cut out the middleman meaning you save more.

WE'LL BEAT  
ANY QUOTE\*

## SHAKER OAK & ALABASTER

All these kitchen units for just<sup>▲</sup>

£5,289

LIFETIME  
GUARANTEE

### ✓ BUY NOW, PAY LATER

*Finance options to suit you\**

### ✓ FULLY ASSEMBLED KITCHEN UNITS

*Not old-fashioned flat pack, meaning quick and easy installation*

### ✓ FREE HOME MEASURE, PLANNING & DESIGN

*So you can be sure your new kitchen is the perfect fit*

**FIND YOUR NEAREST SHOWROOM TODAY**

**55 SHOWROOMS NATIONWIDE • VISIT [WRENKITCHENS.COM](http://WRENKITCHENS.COM)**



**wren**  
KITCHENS

▲ Kitchen price is for units only and do not include the price of any handles, worktops, appliances, sink, tap, props, accessories or small worktop appliances. Must be purchased in the exact configuration as offered by Wren. No substitutions or alterations can be made. One per customer. ♦ If you find a kitchen or fitted bedroom that is of the same style, quality and construction cheaper elsewhere, bring us your valid quotation and Wren will beat it. ✦ Buy now pay later example: Cash price £4,000. Minimum 10% deposit of £400 and nothing further to pay for 12 months after delivery & installation date, then pay balance of £3,600. Subject to status, credit terms will be available. Ask in store or visit [wrenkitchens.com/finance](http://wrenkitchens.com/finance) for details.





# Quirky

Add a splash  
of you to  
your walls.

Express yourself through colour.  
Whatever your personality  
Crown can bring it out.

To help you find your  
perfect colour, download  
our free app now.

It's not just paint.

*It's personal.®*



CROWN

breath<sup>99% SOLVENT FREE</sup>easy<sup>®</sup>  
EXCLUSIVE TO CROWN



**NEW APP**  
MyRoomPainter

[www.crownpaint.co.uk](http://www.crownpaint.co.uk)